




FIG.1

Product image shown is for illustrative purposes only, should not be taken as reference point.

INSTRUCTIONS:

- 1.- PLACE THE TABLE TOP (A) IN THE BASE (B) MAKING SURE THE HOLES MATCH WITH THE HOLES IN THE BASE.
- 2.- SCREW THE ALLEN BOLTS (1) THROUGH THE HOLES IN THE BASE (B) WITH THE WRENCH PROVIDED (B)

ITEM	DESCRIPTION	IMAGE	SKU	# PZ
1	Washer 5/16"		NL-WASH-001	8
2	Allen Bolt 5/16" x 2", 25 Threads		NL-ABOLT-001	8
3	Allen Wrench		NL-AWRNCH-001	1
A	BASE			1
B	TABLE TOP			1

This product is manufactured by



ASSEMBLY INSTRUCTIONS

WESTOVER HILL SQUARE TABLE. IFSC 3582
 SKU'S : 42235829, 42135827.