




Assembly Instruction


ITCO 4092-6319 SIDEBORD SKU NO.: 42940925


Manufactured by ITCO for Rooms To Go

Version #1 - 2025/08/15

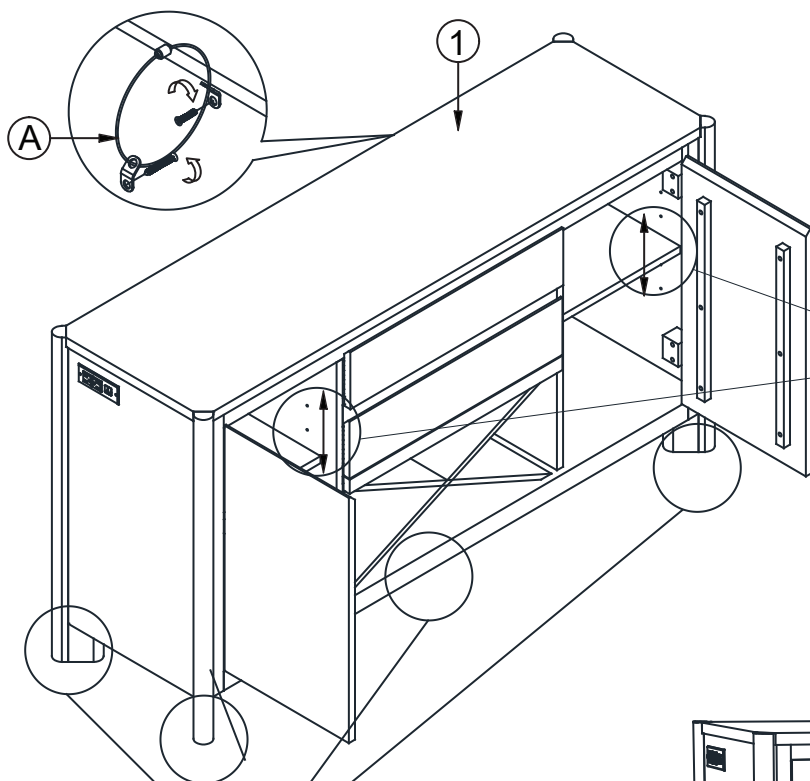
Thank you for purchasing this quality product. Be sure to check all packing material carefully for small parts, which may have come loose inside the carton during shipment. Identify and count all parts and compare with the part list below.

HARDWARE LIST				
Step	Code	Sketch	Descriptions	QTY
1	A		Tipping Restraint "Customer To Assemble "	1 Set

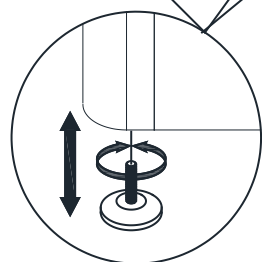
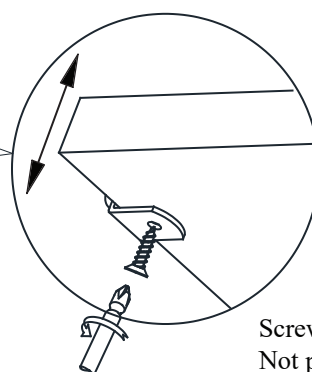
PARTS LIST				
Step	Code	Parts List	Sketch	QTY
1	1	Sideboard		1 Pc

TOOLS REQUIRED (NOT PROVIDED)	
PHILLIPS SCREWDRIVER	

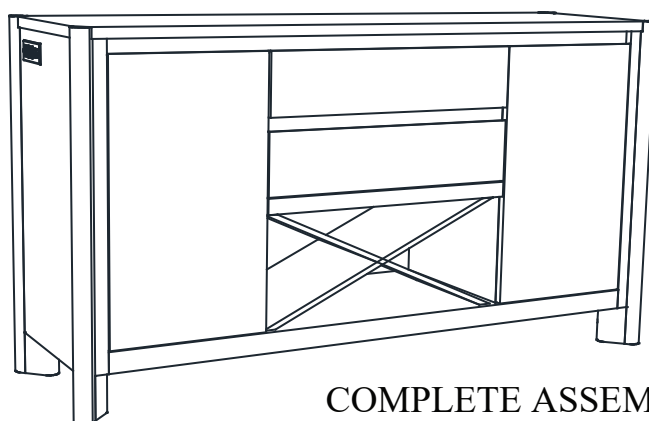
"Anti-tipping hardware must be installed by customer"
Anti-tipping hardware attached to the back panel"



If you prefer to adjust the shelf location,
remove the screw and move shelf
brackets to the desired location.
Then secure the brackets to shelf with screw.



Adjust leveler to stabilize



COMPLETE ASSEMBLY

Hardware Pack Location:

4092-6319 SIDEBORD SKU NO.: 42940925