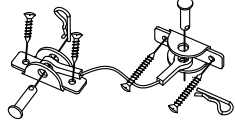



Assembly Instruction Instructions d'assemblage

HOUS

1138-5618 SERVER

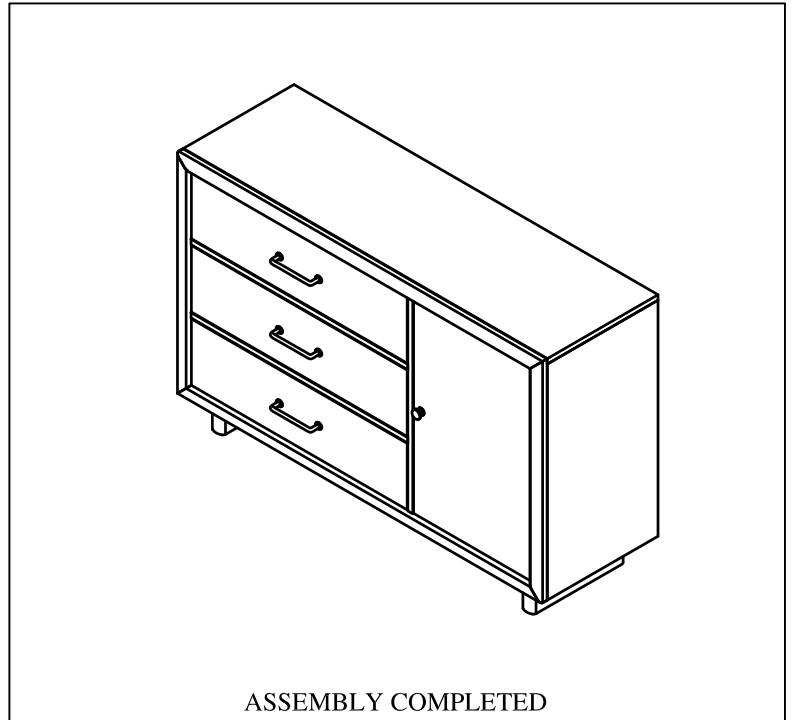
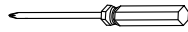
SKU# 42951384

Step	Code	Hardware	Q'TY
1	B	Anti-Tipping Hardware 	1 Set

	PART LIST	QTY'
A	SERVER 	1 PC

TOOLS REQUIRED (NOT PROVIDED)

Phillips Screwdriver



Hardware Pack Location(s):

HOUS

1138-5618 SERVER

SKU# 42951384

***Caution: Please read all instructions carefully before starting the assembly process. These parts are cumbersome and heavy. Therefore, two people are recommended in order to prevent personal injury and insure the parts are not damaged during the assembly.

Please make sure anti-tipping hardware be assembled before using.

***Avertissement: veuillez lire toutes les instructions attentivement avant de commencer l'assemblage. Ces pièces sont encombrantes et lourdes. Il est recommandé d'être deux personnes pour l'assemblage afin de prévenir des blessures et/ou risquer d'endommager les pièces.

***S'il vous plaît assurez-vous que le matériel anti-nappage être assemblé avant d'utiliser .

STEP 1

NOTE
Tipping restraint hardware is included with this product. Refer to installation instruction in the hardware pack.

