

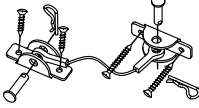



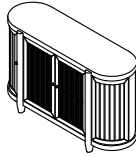
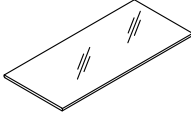
Assembly Instruction Instructions d'assemblage

STOF 8035-63SB SIDEBOARD

SKU# 42980359

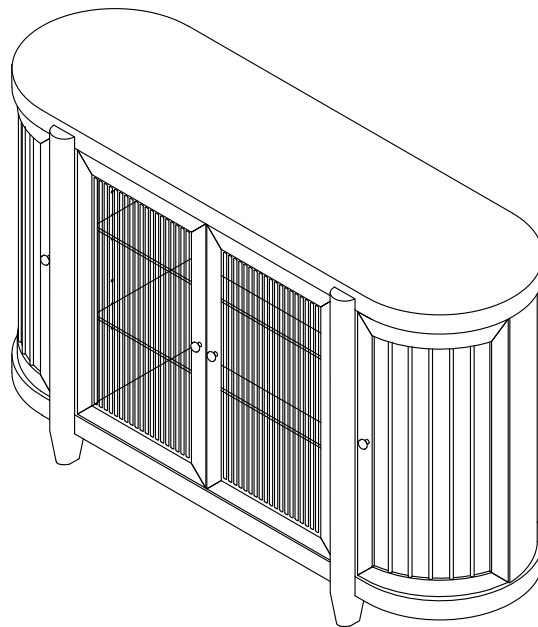
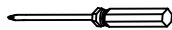
WARNING: To avoid alignment issue, please don't tighten the screws unless all legs are adjusted at the same level.

Step	Code	HARDWARE LIST / LISTE DE QUINCAILLERIE	QTY' / QTÉ
1	A	Anti-Tipping Hardware 	1SET
	B	Shelf Supporter 	8pcs 8pièce

Code	PART LIST/LISTE DE PIÈCES	QTY' / QTÉ
C	 SIDE BOARD	1pc 1pièce
D	 Glass Shelve	2pcs 2pièce

TOOLS REQUIRED (NOT PROVIDED)

Phillips Screwdriver



ASSEMBLY COMPLETED / ASSEMBLÉE TERMINÉE

Hardware Pack Location (s):


STOF 8035-63SB SIDEBOARD

SKU# 42980359

***Caution: Please read all instructions carefully before starting the assembly process. These parts are cumbersome and heavy. Therefore, two people are recommended in order to prevent personal injury and ensure the parts are not damaged during the assembly.

***Avertissement: veuillez lire toutes les instructions attentivement avant de commencer l'assemblage. Ces pièces sont encombrantes et lourdes. Il est recommandé d'être deux personnes pour l'assemblage afin de prévenir des blessures et/ou risquer d'endommager les pièces.

STEP 1
ÉTAPE 1

 NOTE
Tipping restraint hardware is included with this product. Refer to installation instruction in the hardware pack.

