

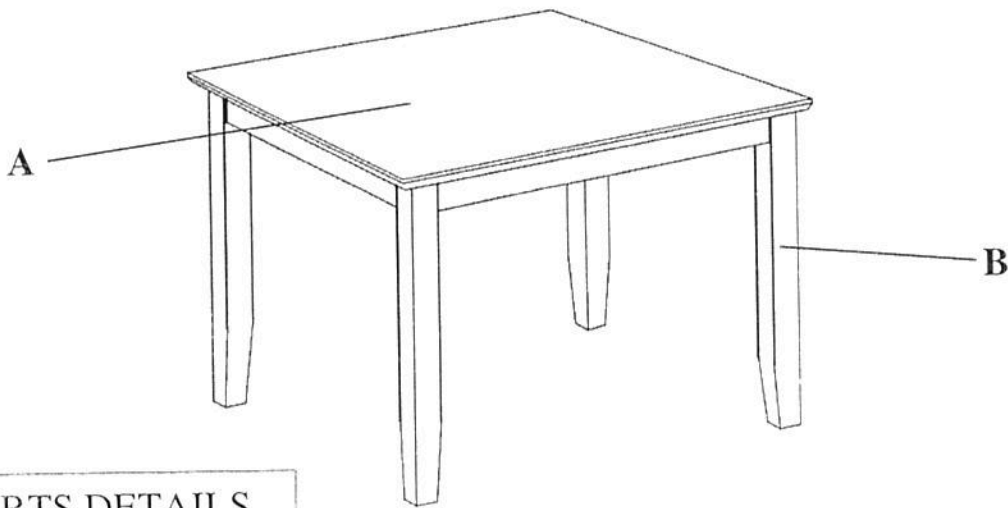


Thank you for purchasing this quality product. Be sure to check all packing material carefully for small parts. Which may have come loose inside the carton during shipment. Identify and count all parts and compare with the hardware list as below:

	No.	Picture	Description	Dimension	Qty
Hardware List	1		JCBB (M8)	8 x P1.25 x 60mm	8 Pcs
	2		Allen Wrench (M5)	5 x 60mm	1 Pc
Parts List	No.	Description			Qty
	A	Table Top			1 Pc
	B	Leg			4 Pcs

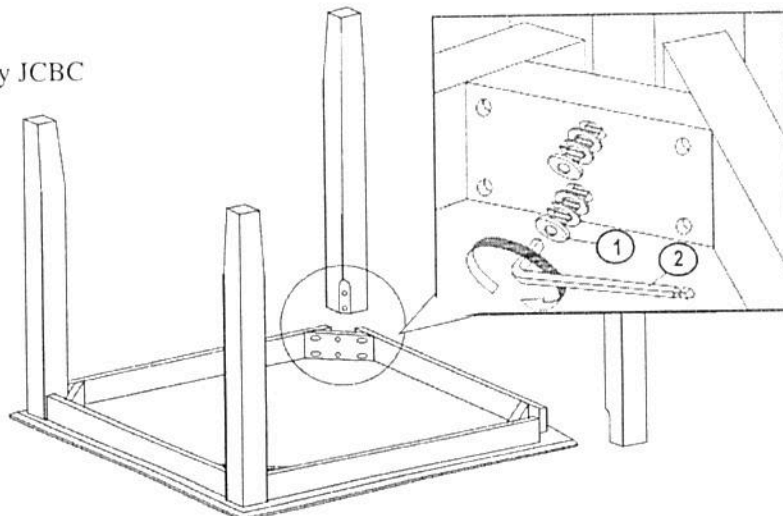


**PARTS DETAILS**

Assembly Step

**STEP 1**

Assembly the table leg by JCBC



**NOTE:**

To ensure that table is level, assemble the table on flat & soft surface. DO NOT tighten all the screws & bolts until the table been adjust & level all the legs so that they do not wobble. Once adjusted then only tighten all the screws