

HOLLAND HOUSE

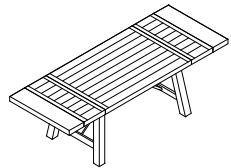
ASSEMBLY INSTRUCTIONS

HOUS

6278-C1 COUNTER TABLE w/2-14"
STORAGE LEAVES ON THE ENDS

SKU# 43262788

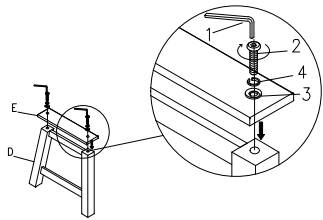
Thank you for purchasing this quality product. Be sure to check all packing materials carefully for small parts which may have come loose inside the carton during shipment. Identify and count all parts and compare with the parts list below.
**Assemble the product on a flat, soft surface such as a carpet or cloth to prevent scratching the finish. Read all instruction and study the drawings carefully before starting the assembly process.



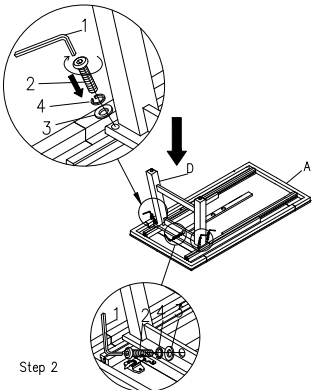
ASSEMBLY COMPLETED

NO	DESCRIPTION	SKETCH	QTY
A	TABLE TOP		1 PC
B/C	LEAT		2 PCS
D	LEG		2 PCS
E	MOUNTING BOARD		2 PCS
F	BOTTOM STRETCHER		1 PC
G	MIDDLE SUPPORT BAR		2 PCS

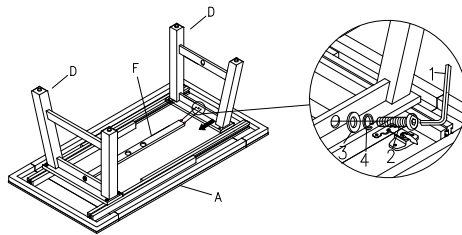
NO	DESCRIPTION	SKETCH	SIZE	QTY
1	ALLEN WRENCH		75x25x5mm	1 PC
2	BOLT		ø5/16"x14x45mm	14 PCS
3	FLAT WASHER		ø5/16"xø19x2mm	18 PCS
4	LOCK WASHER		ø5/16"xø14x2mm	18 PCS
5	BOLT		ø5/16"x14x32mm	4 PCS



Step 1



Step 2



Step 3

Cleaning Instruction: Clean finished parts with a mild dishwashing liquid and water solution on a damp cloth. Polish the finish with soft cloth and an industry recognized furniture polish.

Made in Vietnam

HOLLAND HOUSE

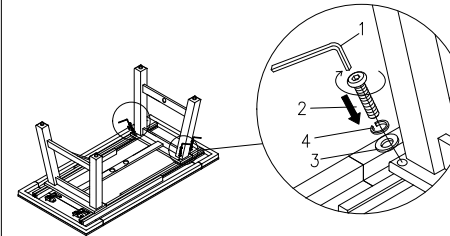
ASSEMBLY INSTRUCTIONS

HOUS

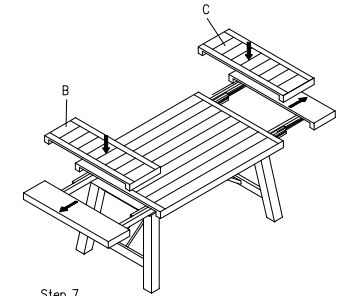
6278-C1 COUNTER TABLE w/2-14"
STORAGE LEAVES ON THE ENDS

SKU# 43262788

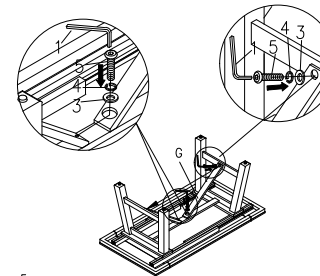
Thank you for purchasing this quality product. Be sure to check all packing materials carefully for small parts which may have come loose inside the carton during shipment. Identify and count all parts and compare with the parts list below.
**Assemble the product on a flat, soft surface such as a carpet or cloth to prevent scratching the finish. Read all instruction and study the drawings carefully before starting the assembly process.



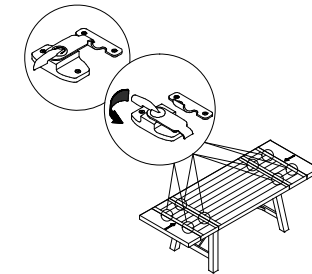
Step 4



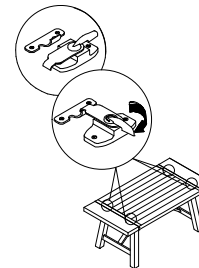
Step 7



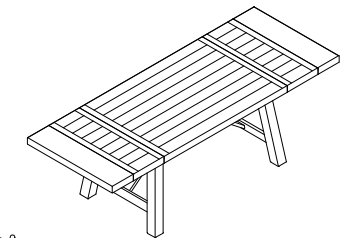
Step 5



Step 8



Step 6



Step 9

Cleaning Instruction: Clean finished parts with a mild dishwashing liquid and water solution on a damp cloth. Polish the finish with soft cloth and an industry recognized furniture polish.

Made in Vietnam