




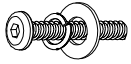
ASSEMBLY INSTRUCTIONS

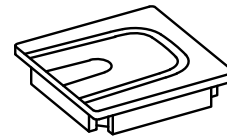
GLOB

2228-B

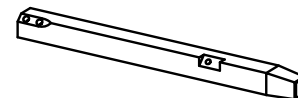
BARSTOOL

SKU# 43422283

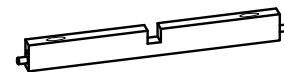
STEP	CODE	HARDWARE		Q'TY
1	A	Wood Screw Ø5/32" x 1-3/16"		1 pc
2+3	B	Wood Screw Ø5/32" x 1-1/2"		4 pcs
	C	Allen Wrench		1 pc
	D	Bolt Ø1/4" x 20 x 2-1/2"		8 pcs
		Spring washer Ø1/4"		8 pcs
		Flat washer Ø1/4"		8 pcs



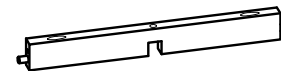
1. Seat - 1pc



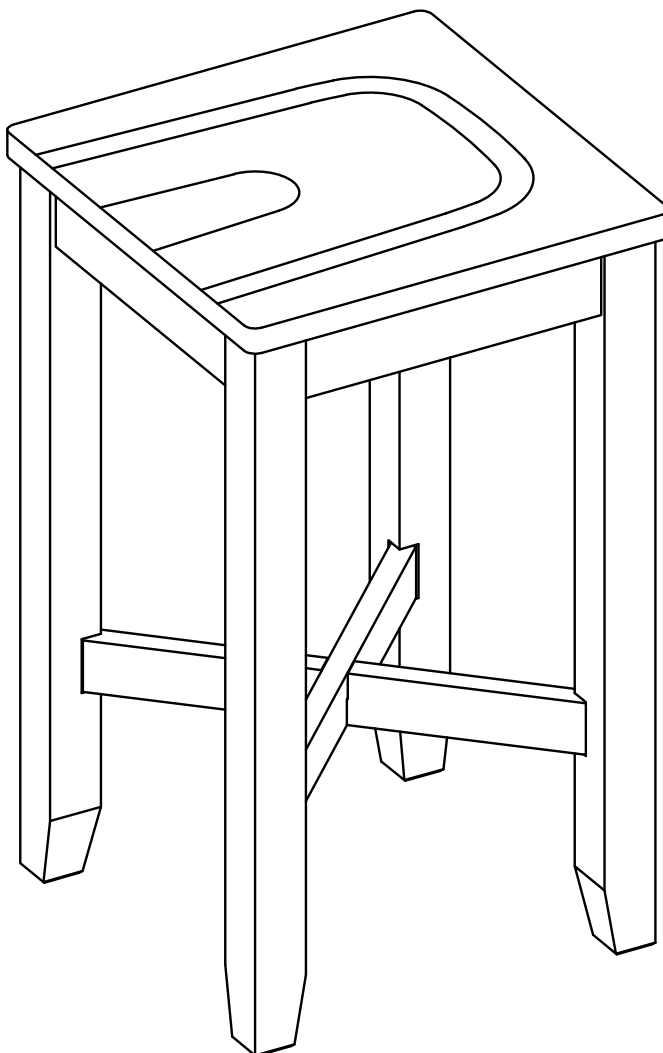
2. Leg - 4 pcs



3. Upper cross bar - 1 pc



4. Lower cross bar - 1 pc



Hardware Pack Location (s) :

2228-B

BARSTOOL

SKU# 43422283

This product is manufactured by GLOB for **ROOMS TO GO**

ASSEMBLY INSTRUCTIONS

GLOB

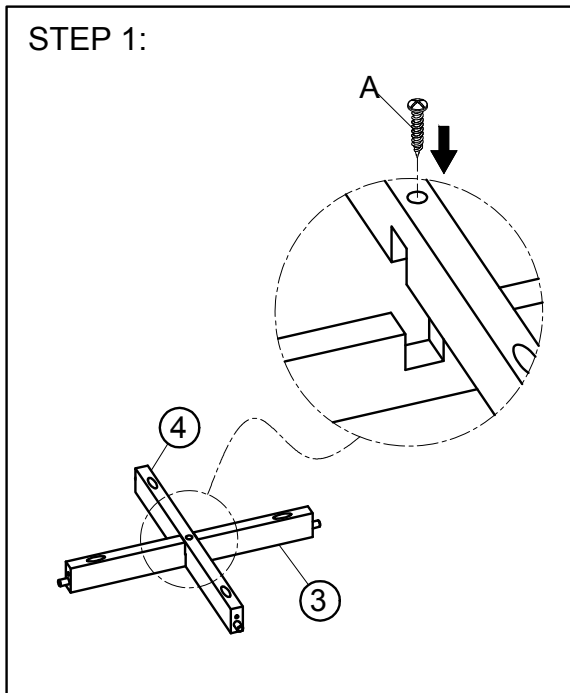
2228-B

BARSTOOL

SKU# 43422283

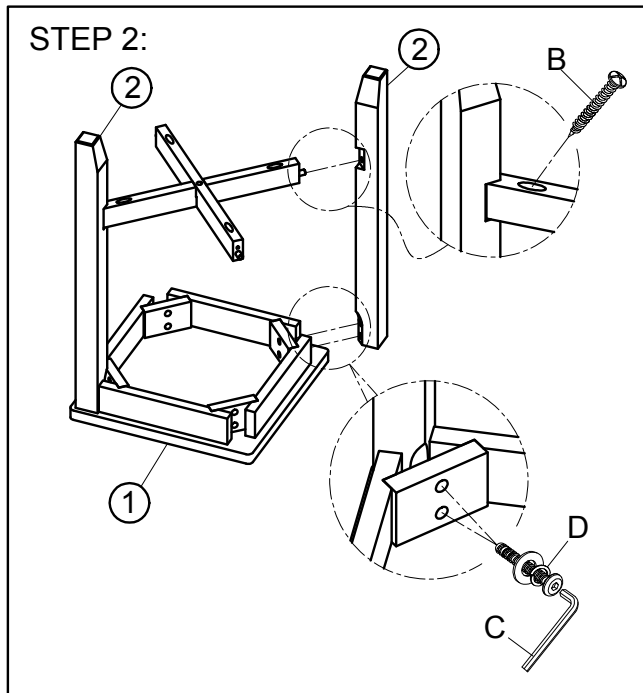
***Cautions: Please read all instructions carefully before starting the assembly process. These parts are cumbersome and heavy. Therefore, two people are recommended in order to prevent personal injury and ensure the parts are not damaged during the assembly.

STEP 1:



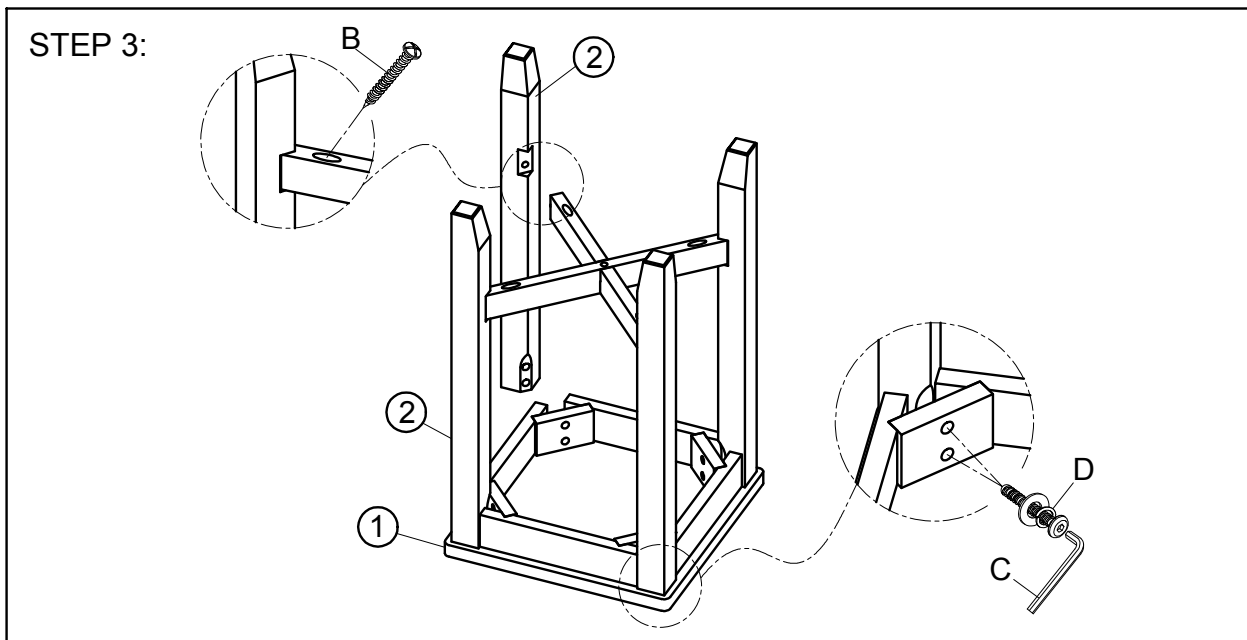
Attach the Upper cross bar (3) and Lower cross bar (4) with hardware by Allen Wrench.

STEP 2:



Attach 1 Leg (2) and its diagonal Leg (2) to Seat (1) with hardware by Allen Wrench. Attach the Cross Bar to 2 Legs with screws by screwdriver (not provided).

STEP 3:



Attach the rest 2 Legs (2) to Seat (1) with hardware by Allen Wrench and Cross Bar with screws by screwdriver (not provided).

Noted : Do not tighten all the bolts before fully Assembly

This product is manufactured by GLOB for **ROOMS TO GO**