

Assembly Instructions

VICE




5693-2 Stool

SKU






43456931


This product is manufactured by (VICE) for **ROOMS TO GO** 

Hardware List

NO.		DESCRIPTION	Q'TY
①		Ø1/4"x20x1-1/2" L Allen Bolt	4PCS
②		Ø1/4"x20x5/8" L Allen Bolt	6PCS
		Ø10.5xØ7.0x1.5mm Washer	6PCS
		Ø16.0xØ7.0x1.5mm Flat Washer	6PCS
③		Allen Wrench(4mm)	1PC

Part List

NO.	DESCRIPTION	SKETCH	Q' TY
A	Seat		1PC
B	Right Panel		1PC
C	Left Panel		1PC
D	Footrest		1PC
E	Stretcher		1PC



Hardware Pack Location(s):

5693-2 Stool,SKU# 43456931

Assembly Instructions

VICE

5693-2 Stool

SKU

43456931

This product is manufactured by (VICE) for ROOMS TO GO®

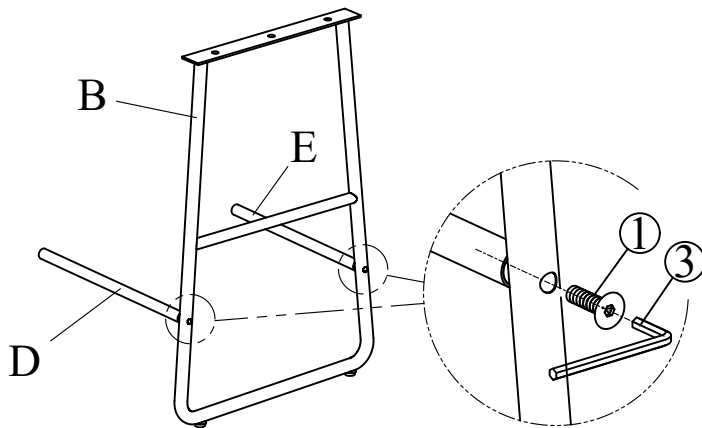
Step 1, Attach Stretcher (E) and Footrest (D) to the Right Panel (B) using Allen Bolt (1) and Allen Wrench (3) .

Step 2, Attach Left Panel (to) to Stretcher (E) and Footrest (D) using Allen Bolt (1) and Allen Wrench (3) .

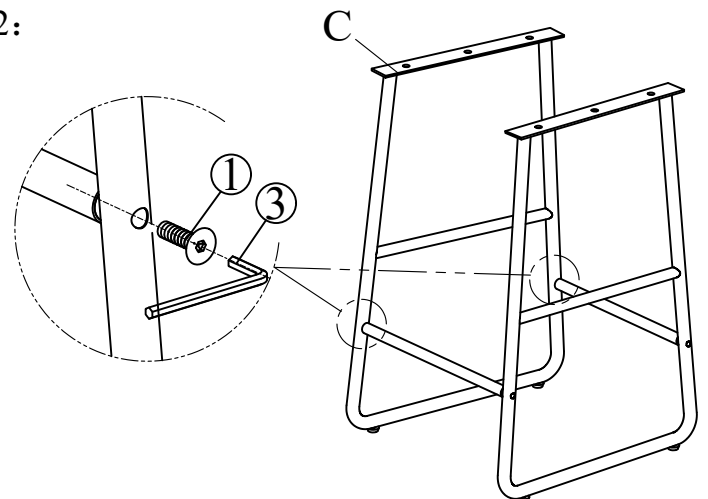
Step 3, Attach Seat (A) to Right Panel (B) and Left Panel (C) using Allen Bolt (2).

Step 4, This unit is ready to use.

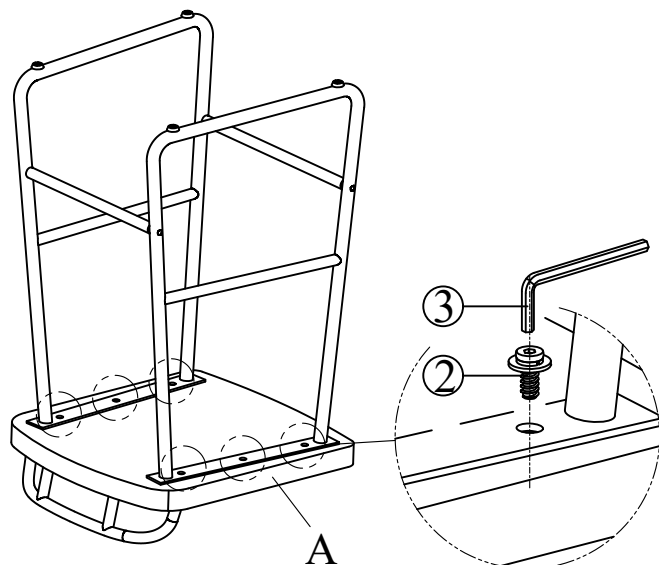
Step 1:




Step 2:



Step 3:



Step 4:



Hardware Pack Location(s):

5693-2 Stool, SKU# 43456931