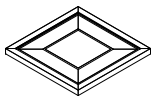

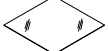
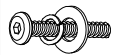




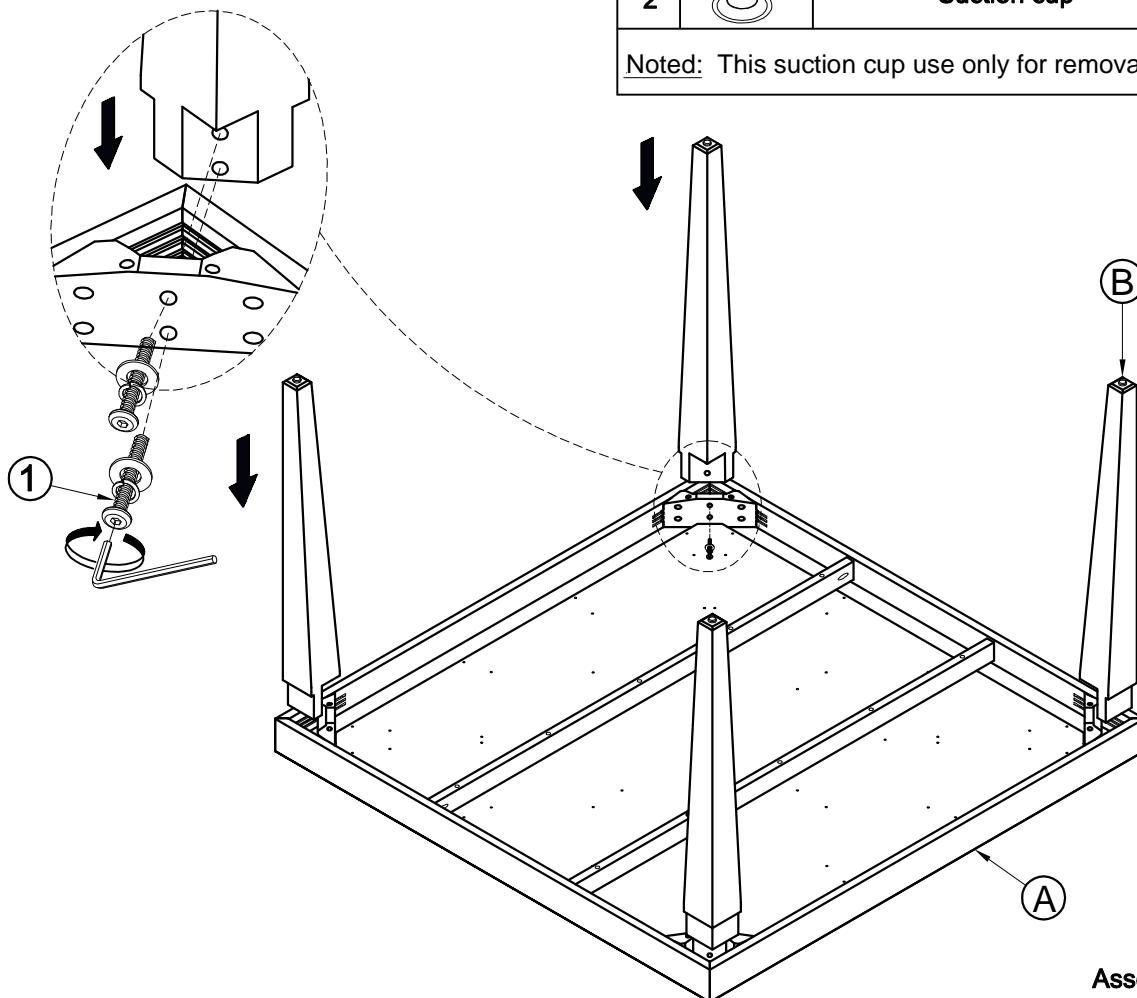
Thank you for purchasing this quality product. Be sure to check all packing materials carefully for small parts, which may have come loose inside the carton during shipment. Identify and count all parts and compare with the **HARDWARE LIST** below.

Caution: Please read instructions thoroughly before unpacking assembly parts.

1. We recommend that you assemble this product with the assistance of another person; this will make assembly easier, and will help to eliminate damage to the product or injury to persons during assembly.
2. Please do not over tighten screws or bolts until the assembly is completed.
3. Please put all parts on a non-abrasive floor before assembly, and follow the assembly steps to assemble your newly purchased product correctly and efficiently.

| NO. | PARTS LIST | | Q'TY |
|-----|---|-----------|------|
| A |  | Top panel | 1 |
| B |  | Legs | 4 |
| C |  | Glass top | 1 |

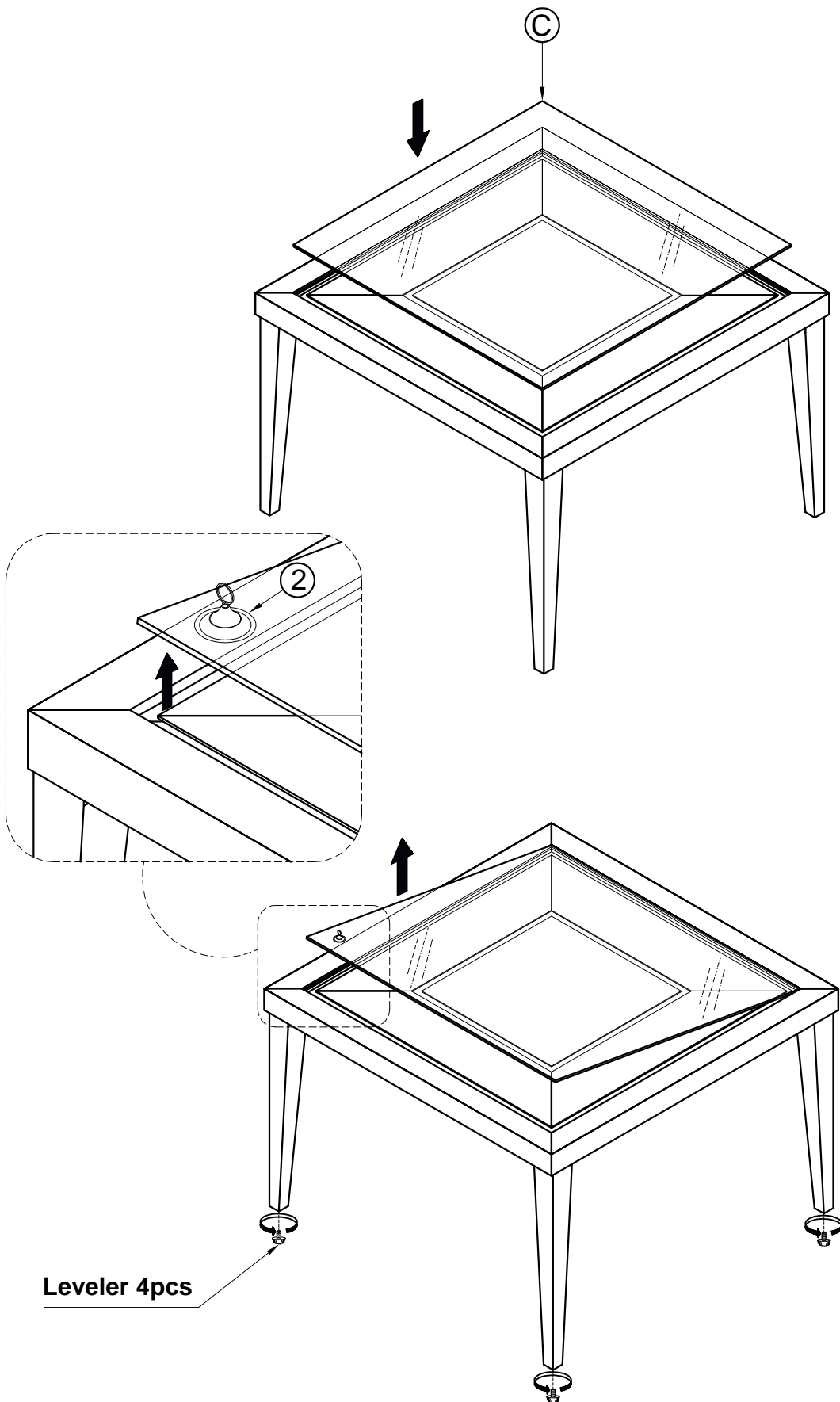
| NO. | HARDWARE LIST | | Q'TY |
|--|---|------------------------------|------|
| 1 |  | Ø5/16"x18x2"L Bolt | 8 |
| | | Ø5/16"xØ13x2mm Spring washer | |
| | | Ø5/16"xØ22x2mmT Flat washer | |
| |  | Allen wrench (4mm) | 1 |
| 2 |  | Suction cup | 1 |
| Noted: This suction cup use only for removable glass top | | | |



Assembly completed
Made in VietNam

Assembly Instructions

NAJA DTZENCT
43172016 7201-7 CNTR HGT TBL



Assembly completed
Made in VietNam