



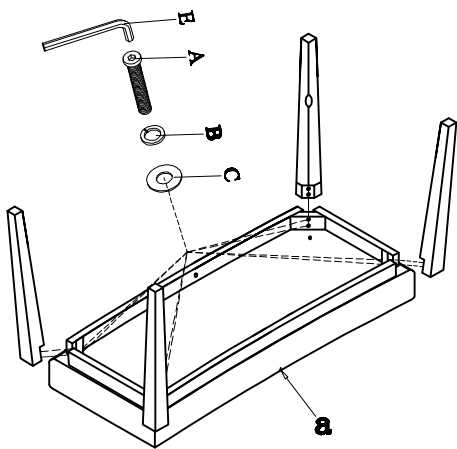
Assembly Instructions

SKU NO: 42508563

ITEM NO:GLOB 856D-3 BENCH

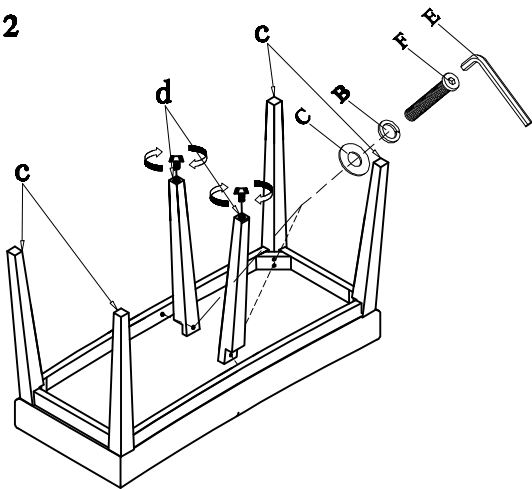
Thank you for purchasing this quality product. Be sure to check all packing material carefully for small parts that may come loose inside the carton during shipment. Identify and count all parts and compare with the parts list below

STEP 1



STEP	HARDWARE LIST				Q'ty
1	A		Bolt	Ø5/16**34*2"	8pcs
	B		Spring Washer	Ø5/16**12mm	8pcs
	C		Flat Washer	Ø5/16**19mm	8pcs
2	F		Bolt	Ø5/16**26*1 1/2"	2pcs
	B		Spring Washer	Ø5/16**12mm	2pcs
	C		Flat Washer	Ø5/16**19mm	2pcs
3	A		Bolt	Ø5/16**34*2"	4pcs
	B		Spring Washer	Ø5/16**12mm	4pcs
	C		Flat Washer	Ø5/16**19mm	4pcs
4	F		Bolt	Ø5/16**26*1 1/2"	2pcs
	B		Spring Washer	Ø5/16**12mm	2pcs
	C		Flat Washer	Ø5/16**19mm	2pcs
5	D		Cap	Ø25*Ø19mmL	4pcs
	E		Allen wrench	4mm	1pc

STEP 2



PARTS LIST			Q'ty
a		Seat	1pcs
b		Bottom Frame	1pcs
c		Left/Right Leg	4pcs
d		Middle Leg	2pcs



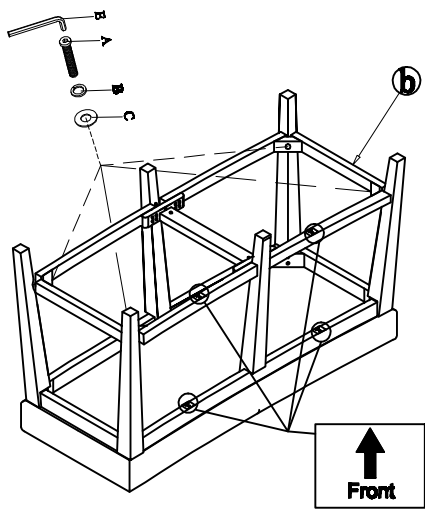
Assembly Instructions

SKU NO: 42508563

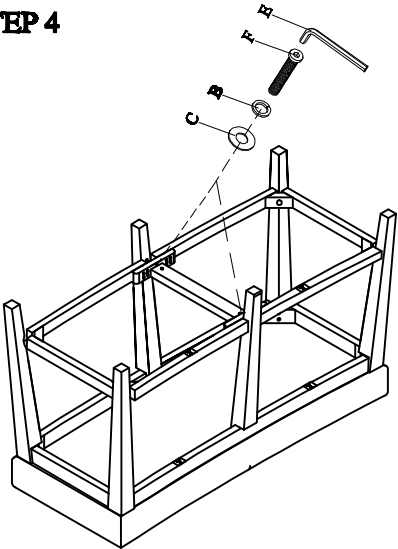
ITEM NO:GLOB 856D-3 BENCH

Thank you for purchasing this quality product. Be sure to check all packing material carefully for small parts that may come loose inside the carton during shipment. Identify and count all parts and compare with the parts list below

STEP 3



STEP 4



STEP 5

