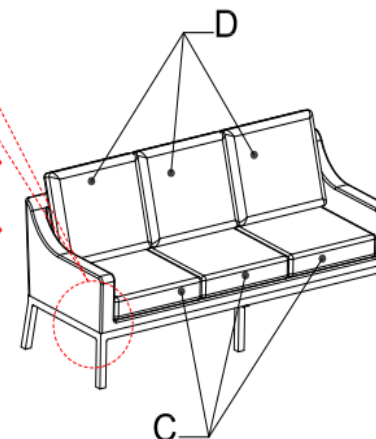

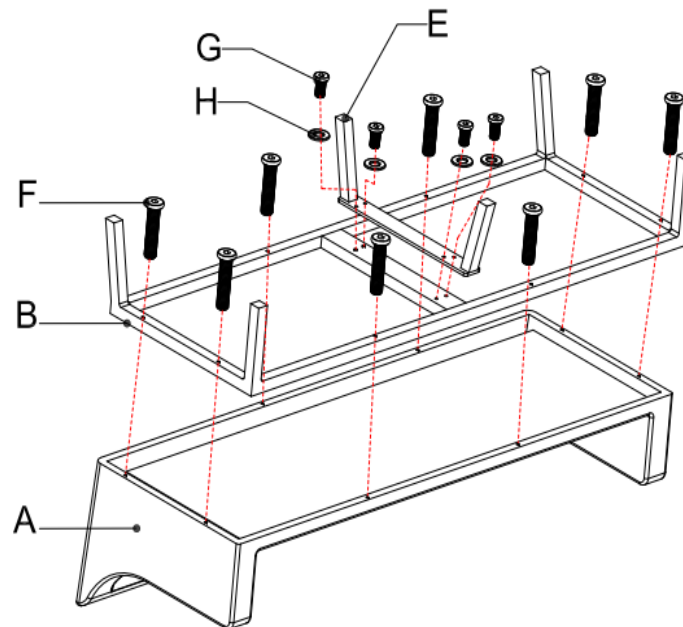


ASSEMBLY INSTRUCTIONS

EXGM MANZANITA SOFA
SKU#70123080/70123092

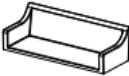

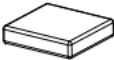

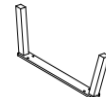




Step 1: Put the Seat(Part A) and the Leg(Part B) together, assemble the Leg(Part B) to the Seat(Part A) by Screws (Part F). Put the Middle Leg(Part E) to the Leg(Part B), assemble the Middle Leg(Part E) to the Leg(Part B) by Screws (Part G) and Washers(Part H), after all hardwares have been assembled, fully tighten each one with the Allen Key.



Step 2: Put the Seat Cushions and Back Cushions to the furniture. Please note the right-angled part of the foot is in front. After assembly, your product is ready for use.

Warning: Do not fully tighten the screws at the start of assembly, otherwise the screws will be stripped.

PARTS LIST

NO.	A	B	C	D	E	F	G	H	I
DESC	Seat	Leg	Seat Cushion	Back Cushion	Middle Leg	Screw 1/4-23*55	Screw 1/4-17*22	Washer	Allen Key
PIC									
QTY	1pc	1pc	3pcs	3pcs	1pc	8pcs	4pcs	4pcs	1pc

Care and Use directions

CUSHIONS

Our fabrics are designed to be breathable. They are water resistant but not waterproof. It is recommended that you store and remove the cushions when not in use or during severe weather condition. The cushion and cushion cover shall be removed and air dried if it is soaked after heavy rain, so we may avoid the potential mold issue.

The best way to keep your fabrics looking good is to clean them. It is recommended to clean off dust and dirt periodically, wipe spills as soon as they occur, and spot clean soon after stains occur. Removable cushion covers may be machine-washed in cold water with mild laundry soap and air dried.

SYNTHETIC RATTAN AND WOVEN POLYROPE

To clean, use mild soap and clean water - wipe off the dust or spills using clean cloth (Do NOT use brush). Dry thoroughly with soft cloth or air dried. Do NOT expose to chemical solvent.

Other Tips:

- Do not put hot items directly on furniture surface.
- Do not write on furniture without a padded barrier to protect the surface.
- Do not leave your furniture in puddles of water or on wet ground.
- Cover your furniture during winter months or move into covered storage.