



MANUFACTURED BY VMDJ FOR ROOMS TO GO

Assembly Instructions

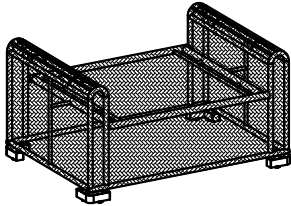
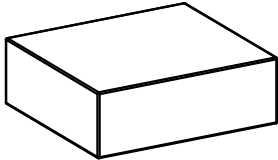
VMDJ 1215 SIESTA KEY OTTO W/SUN ALLEY DESERT

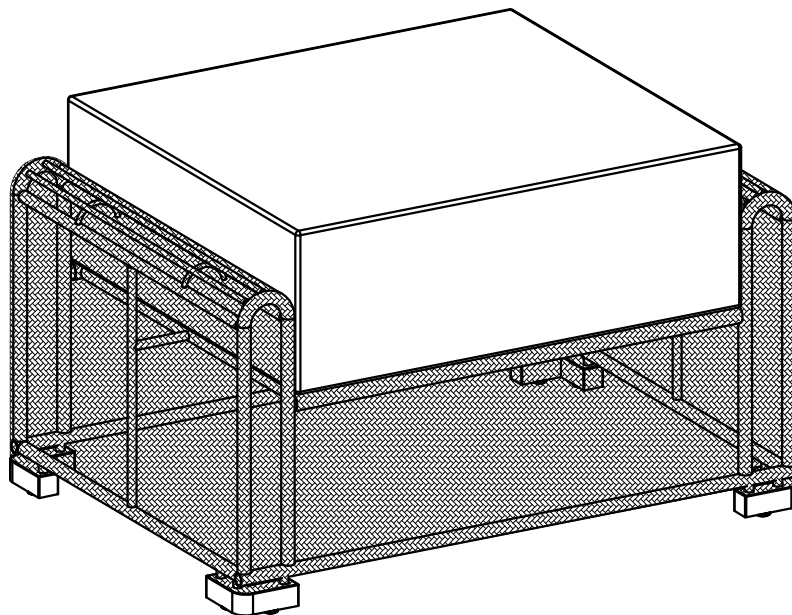
CUSH SKU# 70412158

VMDJ 1216 SIESTA KEY OTTO W/SUN ALLEY INK

CUSH SKU# 70412160

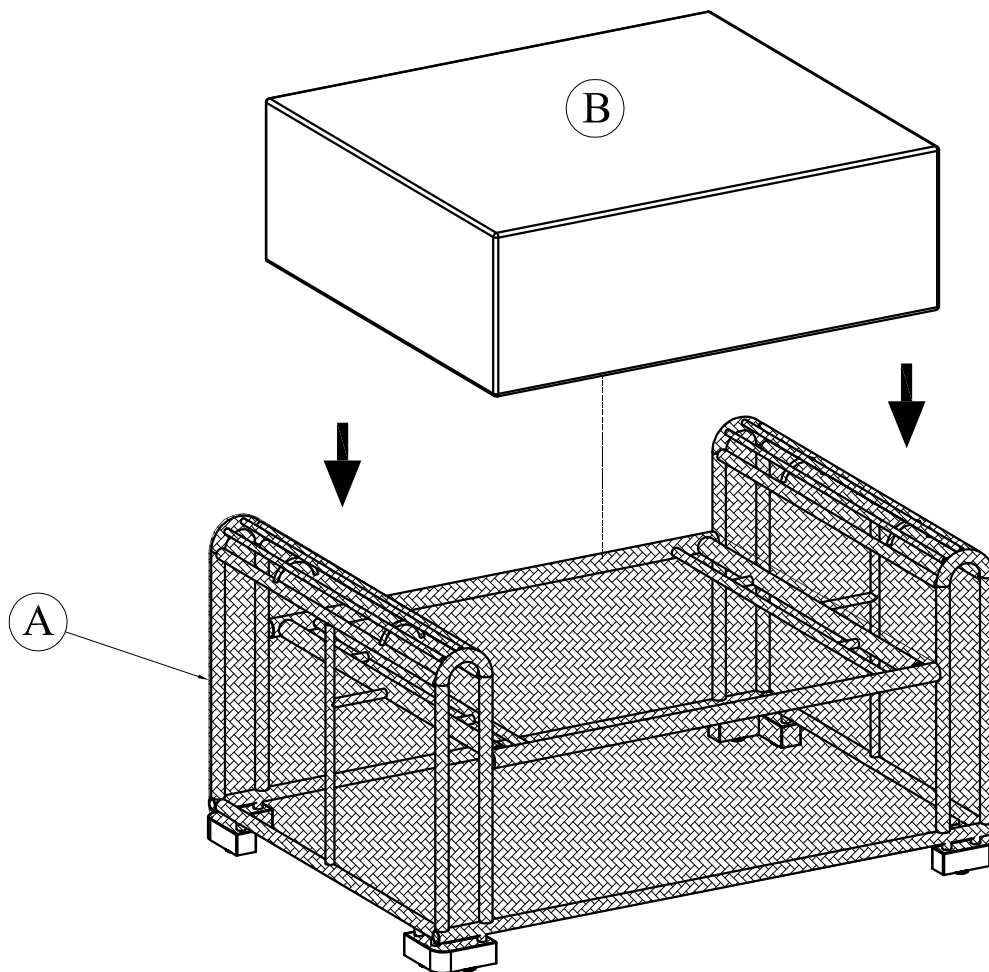
Version #1 - 2024/10/22

Step	Code	Component		Q'ty
1	A	Main frame		01 pc
1	B	Cushion		01 pc



Adjustable levelers

*****Caution:** Please read all instructions carefully before starting the assembly process. Always place parts on a flat surface lined with an anti-scratch fabric. These parts are cumbersome and heavy. Therefore, two people are recommended in order to prevent personal injury and insure the parts are not damaged during the assembly.

STEP 1

Put Cushion (B) into the seat chair.
Assembling Completed.