




SUNNY SYPR 2244





Manufactured for Rooms To Go

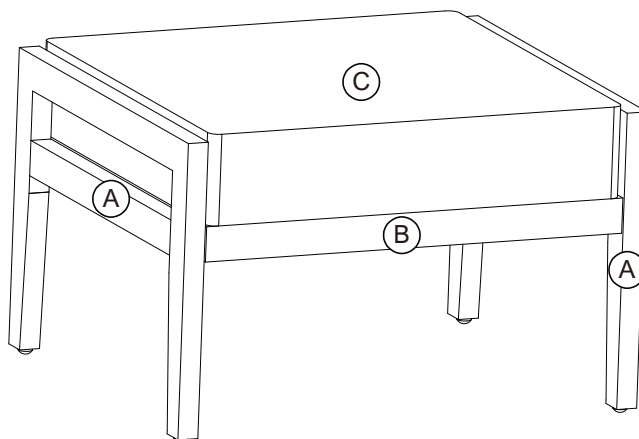
POINT REYES OTTOMAN

SKU:70422440

Version 1.0 12/2024

No.	PARTS LIST		QTY
A	LEG		2
B	SEAT PANEL		1
C	SEAT CUSHION		1

No.	HARDWARE PACK		QTY
AA		BOLT 1/4"-48 x 50mm	8
BB		WASHER 1/4"	8
CC		ALLEN KEY	1
DD		CAP 1/4"	8



Hardware Pack Location(s): Bottom of the seat panel.

POINT REYES OTTOMAN, 70422440

SUNNY SYPR 2244

Manufactured for Rooms To Go

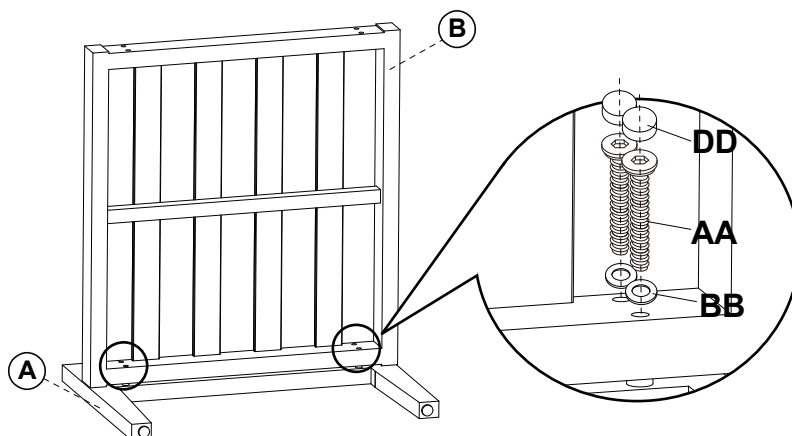
POINT REYES OTTOMAN

SKU:70422440

Version 1.0 12/2024

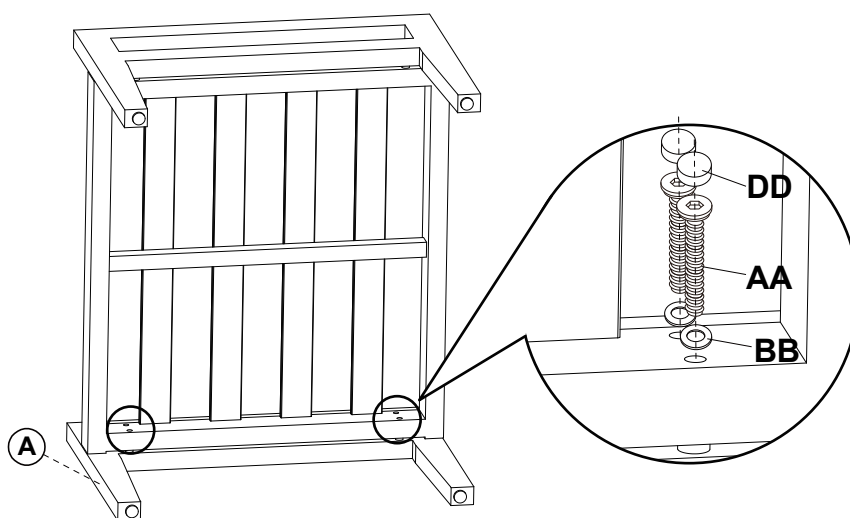
***Caution: Please read this instruction carefully before starting the assembly process, make sure all parts are present. Do not completely fasten each screw until all the bolts are properly fixed. These parts are cumbersome and heavy, 2 person assembly is recommended in order to prevent personal injury and parts damage.

STEP1:



Attach the seat panel (B) to the leg (A) with bolts and washers.

STEP2:



Attach the seat panel (B) to the another leg (A).

SUNNY SYPR 2244

Manufactured for Rooms To Go

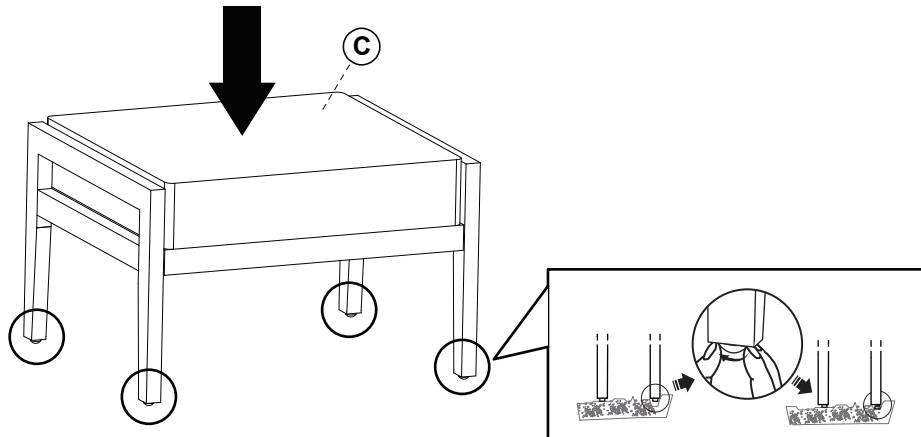
POINT REYES OTTOMAN

SKU:70422440

Version 1.0 12/2024

***Caution: Please read this instruction carefully before starting the assembly process, make sure all parts are present. Do not completely fasten each screw until all the bolts are properly fixed. These parts are cumbersome and heavy, 2 person assembly is recommended in order to prevent personal injury and parts damage.

STEP3:



Attach the seat cushion (C) to the seat.
Adjust the foot leveler. Assembly complete.

SUNNY SYPR 2244

Manufactured for Rooms To Go

POINT REYES OTTOMAN

SKU:70422440

Version 1.0 12/2024

IMPORTANT SAFETY INSTRUCTIONS

When using furnishing, basic precautions should always be followed, including the following:

Read all instructions before using (this furnishing).

To reduce the risk of injury to persons:

1. Close supervision is necessary when this furnishing is used by, or near children, or disabled persons, if applicable.
2. Use this furnishing only for its intended use as described in these instructions. Do not use attachments not recommended by the manufacturer.