
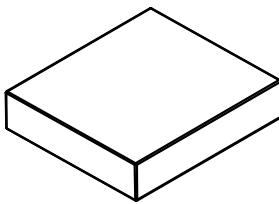
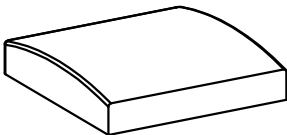


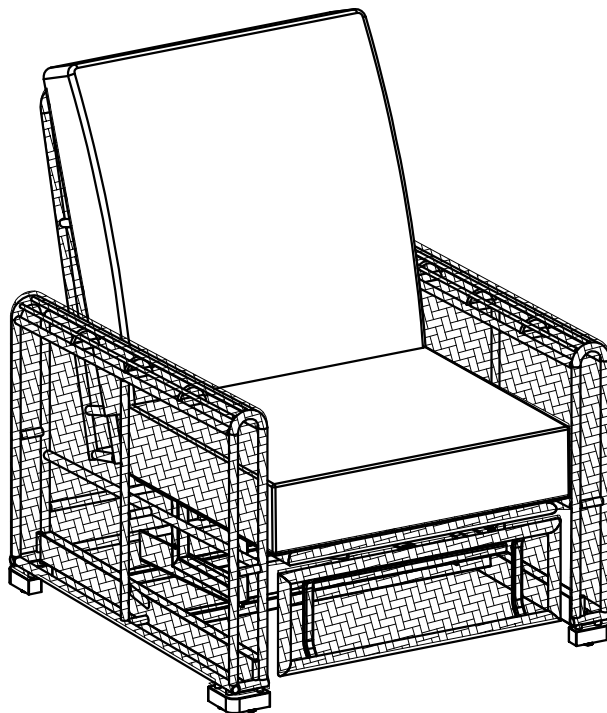
Assembly Instructions

VMDJ 1215 SIESTA KEY RECLINER W/ SUN ALLEY
DESERT CUSH SKU# 71612153

VMDJ 1216 SIESTA KEY RECLINER W/ SUN ALLEY INK
CUSH SKU# 71612165

Version #1 - 2024/10/22

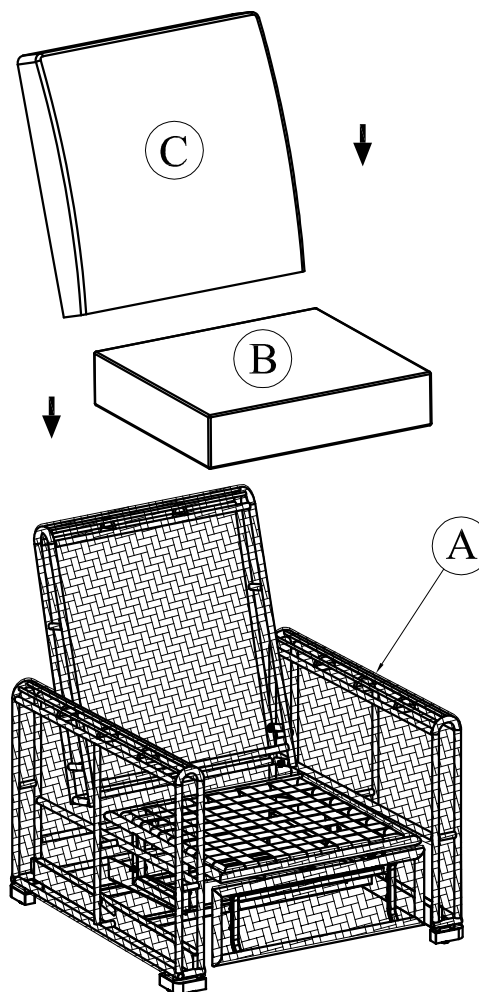
Step	Code	Component		Q'ty
1	A	Main frame		01 pc
1	B	Seat Cushion		01 pc
1	C	Back Cushion		01 pc



Adjustable levelers

***Caution: Please read all instructions carefully before starting the assembly process. Always place parts on a flat surface lined with an anti-scratch fabric. These parts are cumbersome and heavy. Therefore, two people are recommended in order to prevent personal injury and insure the parts are not damaged during the assembly.

STEP 1



Put Seat Cushion (B) and Back Cushion (C) into the seat chair.
Assembling Completed.