

KT110325-O001 SWIVEL GLIDER RECLINER
 KT110325-O003 SWIVEL GLIDER RECLINER
 KT110325-O005 SWIVEL GLIDER RECLINER




MTTU 1221

SKU:71612242

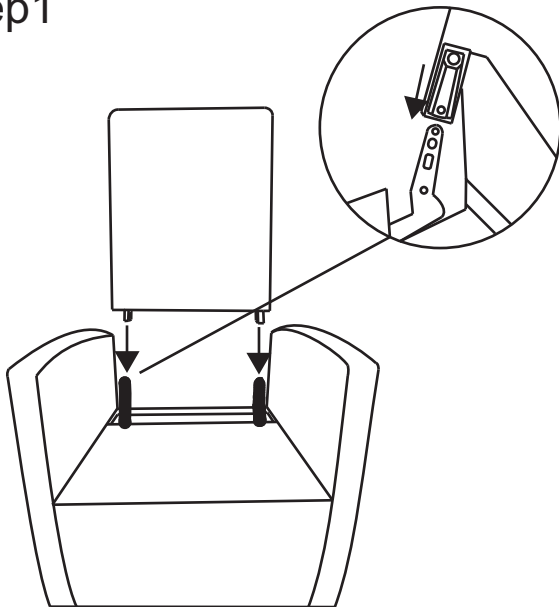
SKU:71612254

SKU:71612266

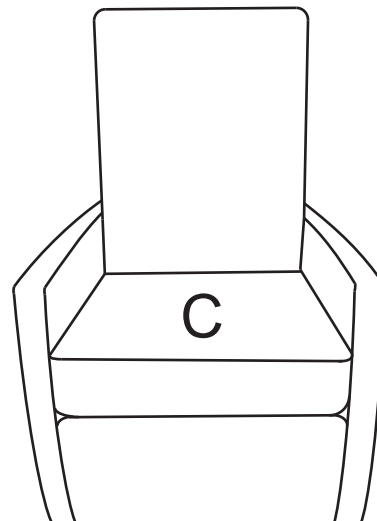
Version #1 - 11/04/2024

Parts list			
No.	DESCRIPTION	PICTURE	Qty
A	BACK		1
B	SEAT		1
C	CUSHION		1

Step1



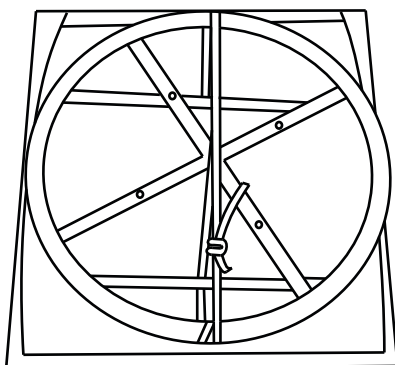
Step2



Assembly Steps:

Step 1: Firstly, please place the base (B) flat on the floor. Next, insert the back (A) into the base (B). Make sure to insert it completely. If you encounter any difficulty during the insertion process, insert the shaft through a twisting motion when inserting it into the bushing part.

Step 2: Putting the cushion (C) on it.



The bottom turntable is fixed with straps.

Please remove them before use .

Then the chair is now ready for use.