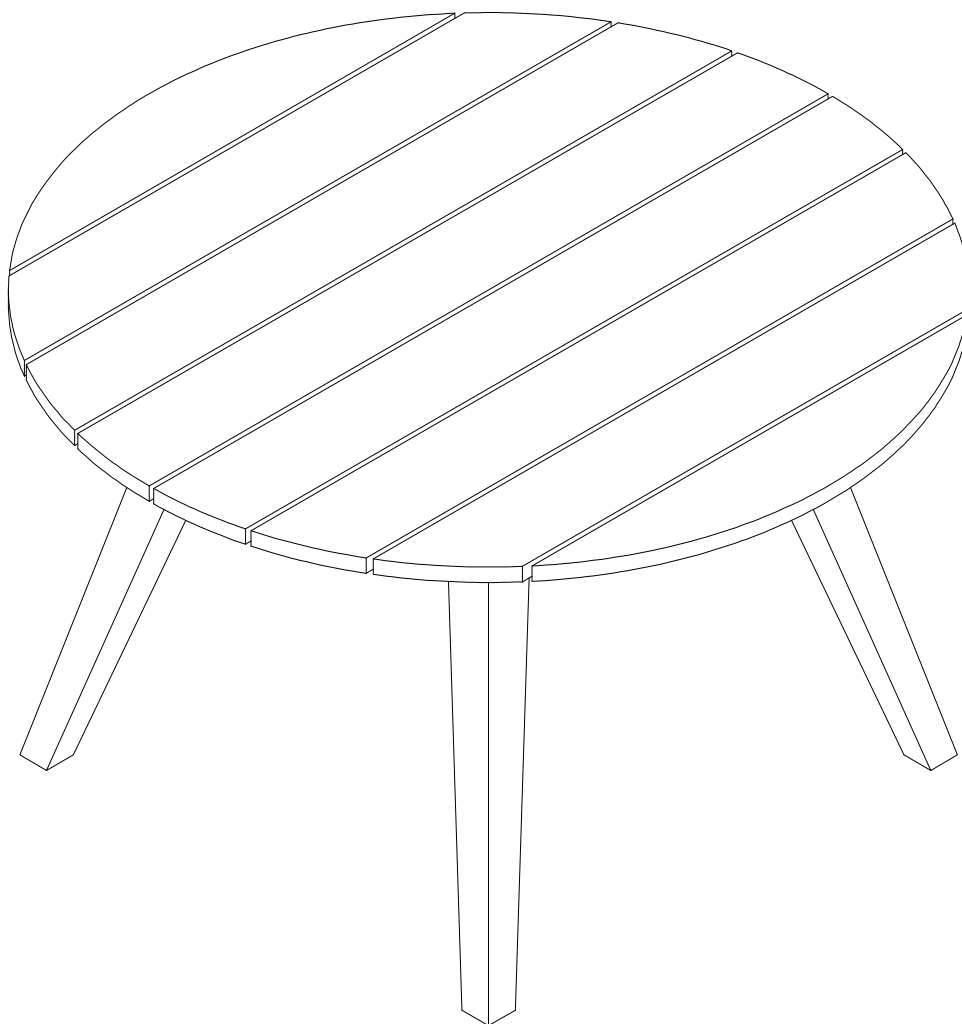


Item # : OW30CLCT

Assembly Instructions



Walker Edison®

Please visit our website for the most current instructions, assembly tips, report damage, or request parts. www.walkerediton.com

Revised 18/09/2019(L)

Acacia Wood

Beautiful Natural Wood

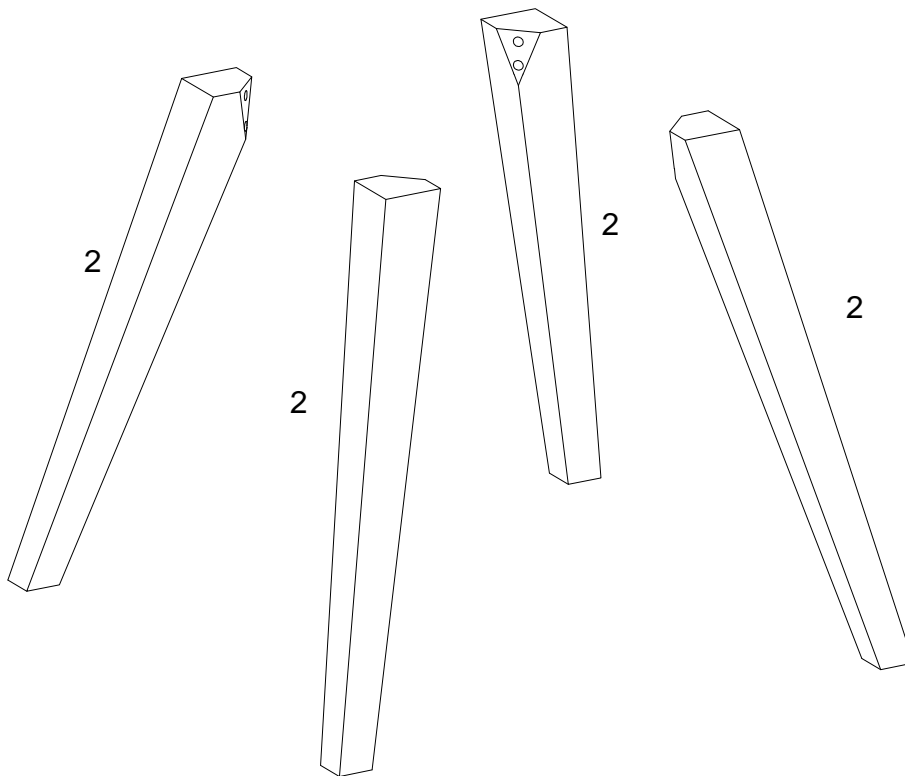
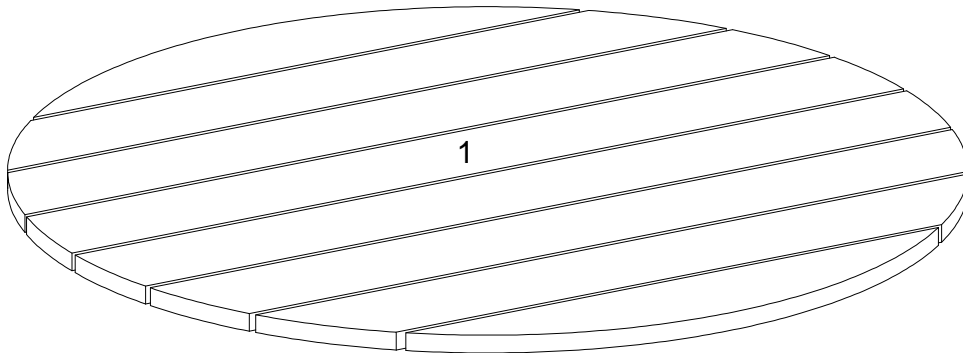
At Walker-Edison, we build our quality outdoor furniture using Acacia, an exotic hardwood that is both durable and attractive. Natural color variations of chocolate, golden and coffee tones and swirling, complex grain patterns give it an interesting and dynamic appearance. With age and exposure to sunlight and other outdoor elements, natural Acacia can develop some non-structural cracking or color fading. With loving treatment, our Acacia furniture products can outlast the harshest of elements for years to come.

Outdoor Furniture Care / Cleaning Guidelines

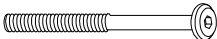



- I. **Acacia Wood Products** - To maintain the vibrant natural colors and complex grain patterns of acacia wood, regular oil treatment is required. We recommend applying teak oil at the beginning and end of each patio season. Teak oil is often available at your local hardware store.
 - With age and exposure to sunlight and other outdoor elements, natural Acacia can develop some non-structural cracking or color fading.
 - If your Acacia furniture is kept near a pool, chlorine from splashing can damage and fade the color of your items. Rinse with a hose and towel dry to prevent chlorine damage.
 - Extended sun (UV) and moisture contact are the main causes of damage and discoloration. We recommend covering acacia products when not in use.
 - Storage should be in cool and dry conditions.
- II. **All Weather /Metal Products** - To keep these products clean and looking sharp, we recommend washing these products as needed with warm, soapy water and wipe down with a clean, dry cloth.
 - Extended sun and moisture contact are the main causes of damage and discoloration. We recommend covering patio products when not in use.
 - Storage should be in cool and dry conditions.
- III. **Cushions** - To clean our comfortable cushions, we recommend pulling the cover off of the cushion and washing on the gentle cycle in your washing machine. It is also recommended that the cushion covers are air dried.
 - Extended sun (UV) and moisture contact are the main causes of damage and discoloration. We recommend covering patio products when not in use.
 - Storage should be in cool and dry conditions.

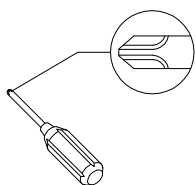
Walker Edison Furniture, LLC
4350 West 2100 South, Salt Lake City, UT 84120
Toll Free: 1-877-203-2917
www.walkerredison.com
Monday - Friday 8 am to 5 pm (MST)

Parts List



Hardware List

A		Ø8x80mm	Bolt	8 pcs
B			Flat washer	8 pcs
C			Lock washer	8 pcs
D		4mm	Hex Key	1 pc

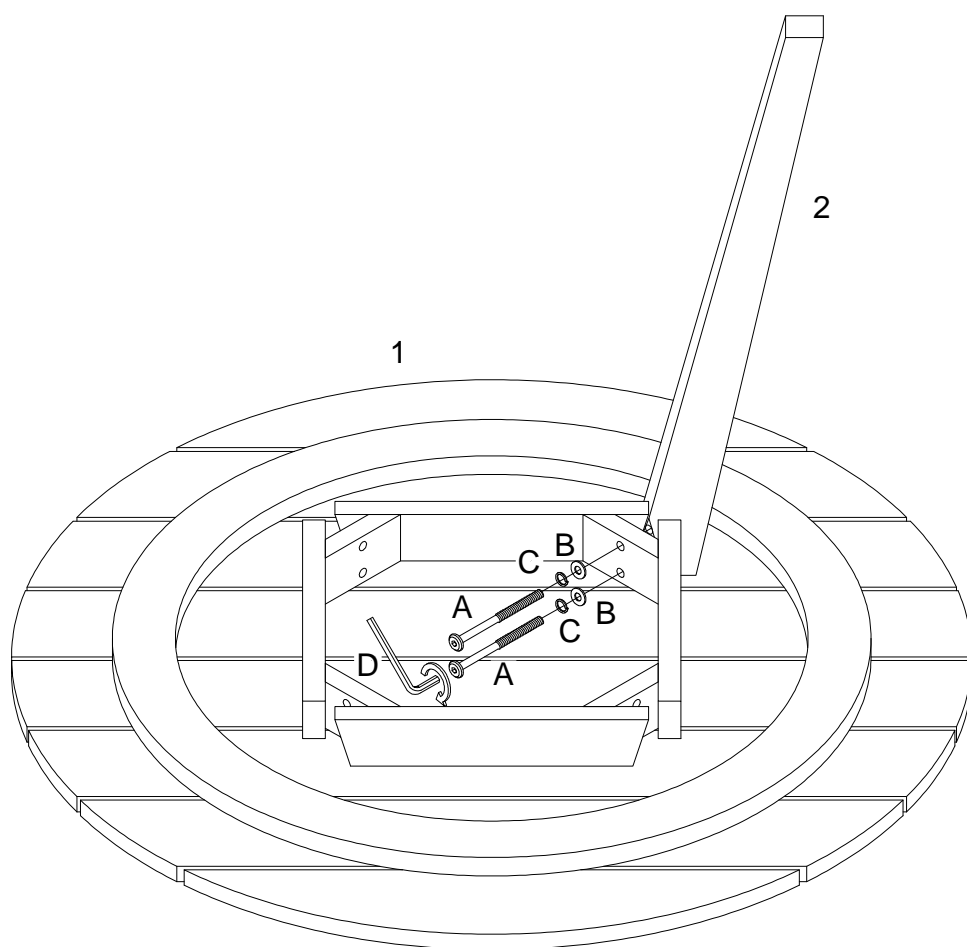


Philips head screwdriver required for assembly
(not included)

*The hardware quantities listed above are required for proper assembly.
Some extra hardware may also have been included.*

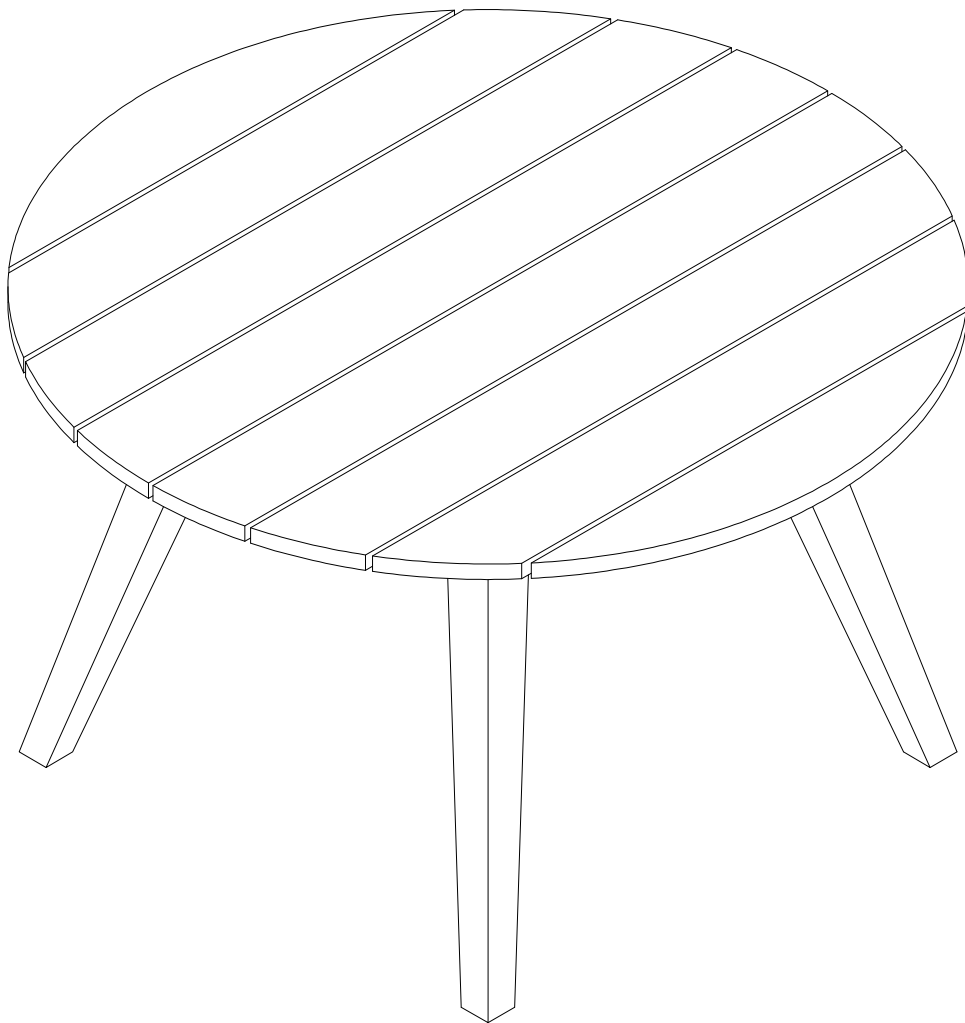
Step 1

x 4



Fasten part (2) to part (1) by using bolt (A) with lock washer(C) and flat washer(B) with hex key (D)

Step 2



Final Assembly