





MTTU 4568

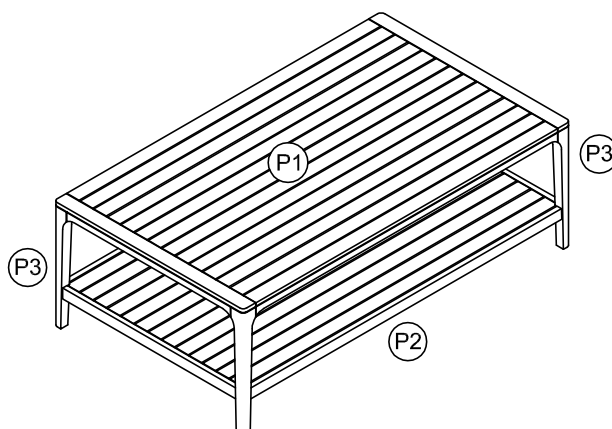
Manufactured for Rooms To Go

FOREST HILLS WOOD COCKTAIL TABLE

SKU:73045683

No.	PARTS LIST		QTY
P1	TABLE TOP		1
P2	TABLE SHELF		1
P3	LEGS		4

No.	HARDWARE PACK		QTY
1		BOLT 3/8"-21 x 2-3/8"	8Pcs
		SPRING WASHER 3/8"x13x1.5mmT	8Pcs
		FLAT WASHER 3/8"x16x1mmT	8Pcs
2		ALLEN KEY M4x30x75mm	1Pc



**Hardware Pack Location(s):** Bottom of the table that the bases are attached to.

FOREST HILLS WOOD COCKTAIL TABLE,73045683

MTTU 4568

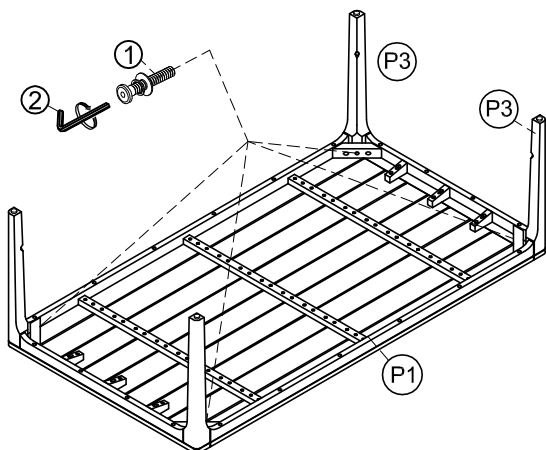
Manufactured for Rooms To Go

FOREST HILLS WOOD COCKTAIL TABLE

SKU:73045683

\*\*\*Caution: Please read all instructions carefully before starting the assembly process. These parts are cumbersome and heavy. Therefore, two person assembly is recommended in order to prevent personal injury and damaged parts .

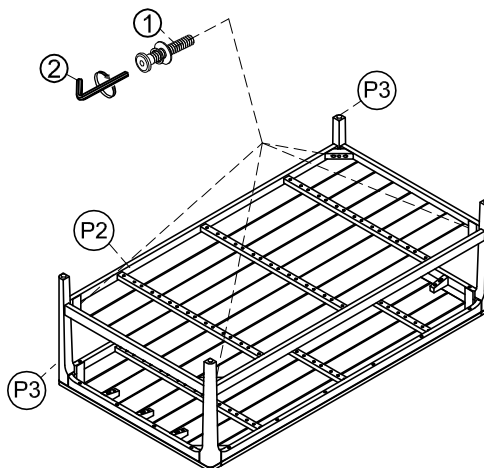
## STEP1:



Assemble the table legs (P3) into table top (P1) by bolt, spring washer, flat washer.

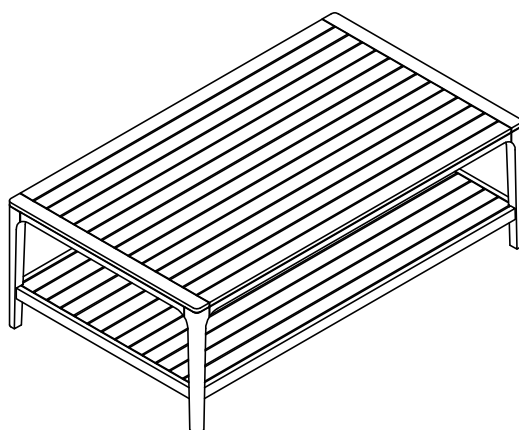
Note: Do not tighten until assembly process completed.

## STEP2:



Assemble the shelf table (P2) into step 1 by bolt, spring washer, flat washer tighten bolts by allen key.

## STEP3:



Assembled complete.