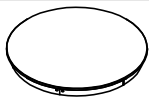
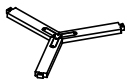
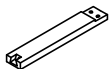





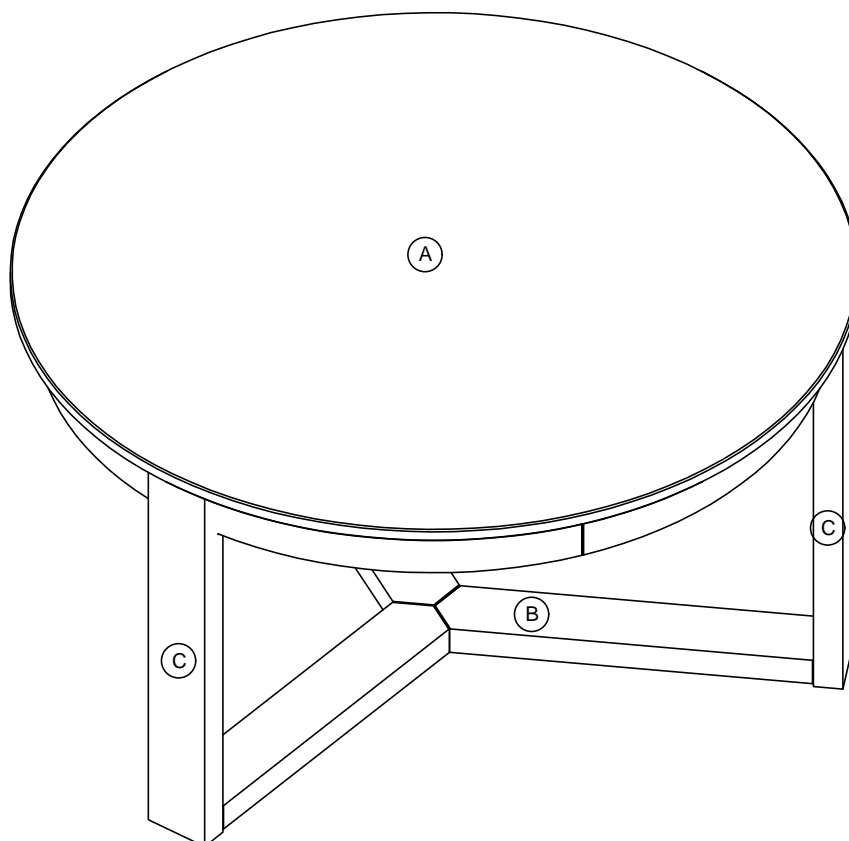
Assembly Instructions

MTTU 7654
MONTECELLO LARGE COCKTAIL TABLE
SKU: 73076549

Version #1 - 12/12/2024

No.	PARTS LIST		QTY
A	TABLE TOP		1
B	LEG FRAME		1
C	LEGS		3

No.	HARDWARE PACK		QTY
H1		BOLT 3/8"-21 x 1-5/8"	6Pcs
		SPRING WASHER 5/16" x 13 x 1.5mmT	6Pcs
		FLAT WASHER 3/8"x19x1mmT	6Pcs
H2		BOLT 1/4"-21 x2"	3Pcs
		SPRING WASHER 1/4" x 13 x 1.5mmT	3Pcs
		FLAT WASHER 1/4"x19x1mmT	3Pcs
H3		ALLEN KEY M4	1Pc



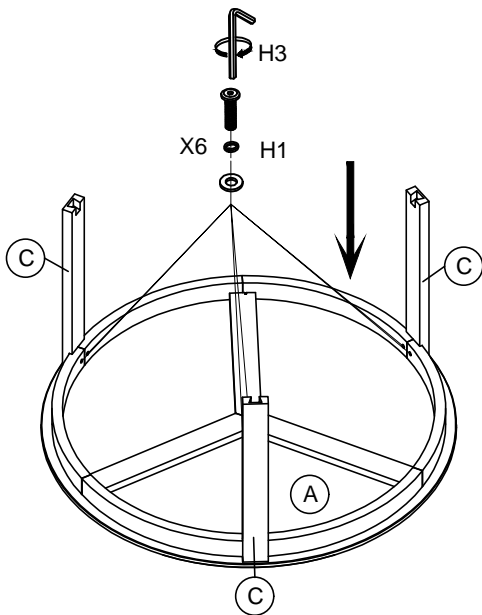
Hardware Pack Location(s): Bottom of the table that the bases are attached to.

***Caution: Please read all instructions carefully before starting the assembly process. These parts are cumbersome and heavy. Therefore, two person assembly is recommended in order to prevent personal injury and damaged parts .

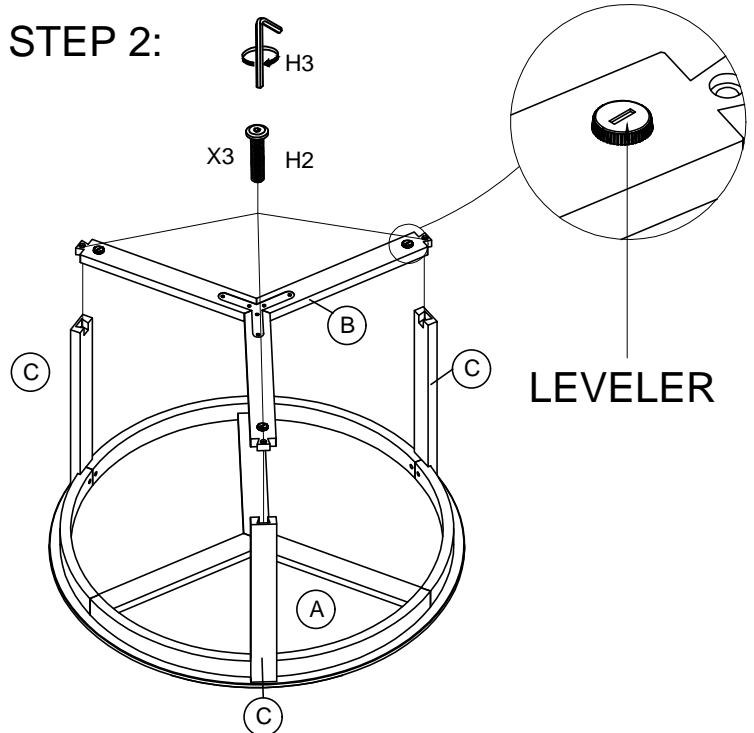
*****DO NOT** tighten all the bolts until the assembly is completed.

To protect top always carry the table by grapping the under side wood frame

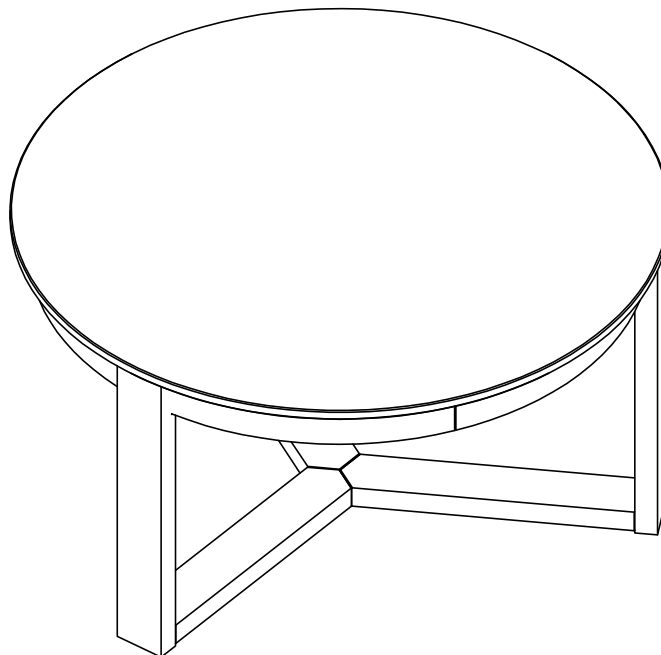
STEP 1:



STEP 2:



STEP 3:



Assembled complete.