







NO.	PART LIST		QTY
T	TOP TABLE		1
U	LEGS		2

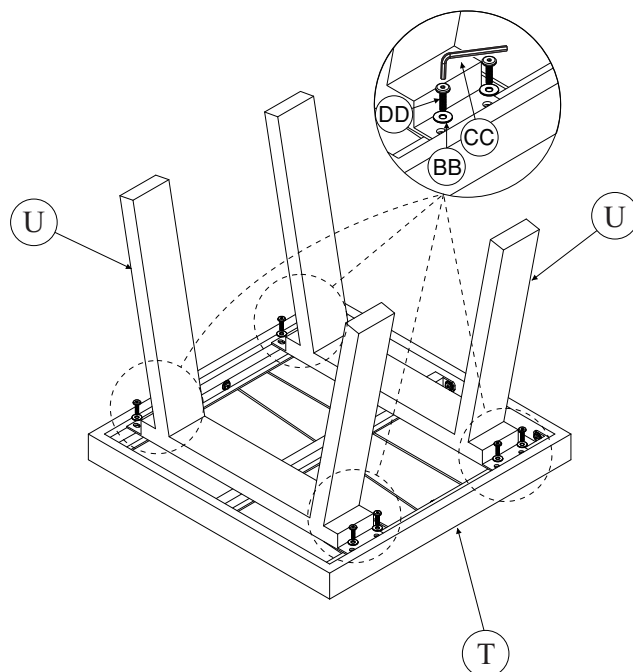
NO.	HARDWARE PACK		QTY
DD	BOLT M6X20 MM		8 pcs
BB	FLAT WASHER M6X16X1 MM		8 pcs
CC	ALLEN KEY 6X40		1 pc



**Hardware Pack Location(s):** corner of carton with red string


RANDOLPH END TABLE, 73300293

Step 1.



Assemble the table legs (U) into the top table (T) by bolt, flat washer.  
Using allen key to tighten all bolts

Step 2.



Assembled complete.