



SUNNY SYPR 2244





Manufactured for Rooms To Go

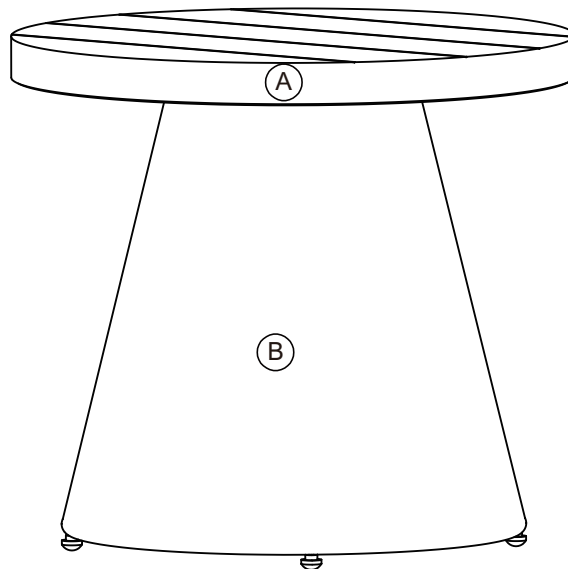
POINT REYES END TABLE

SKU:73322441

Version 1.0 12/2024

| No. | PARTS LIST | | QTY |
|-----|------------|---|-----|
| A | TOP |  | 1 |
| B | BASE |  | 1 |

| No. | HARDWARE PACK | | QTY |
|-----|---|---------------------|-----|
| AA |  | BOLT 1/4"-23 x 25mm | 4 |
| BB |  | WASHER 1/4" | 4 |
| CC |  | ALLEN KEY | 1 |
| DD |  | CAP 1/4" | 4 |



Hardware Pack Location(s): Bottom of the base.

POINT REYES END TABLE, 73322441

SUNNY SYPR 2244

Manufactured for Rooms To Go

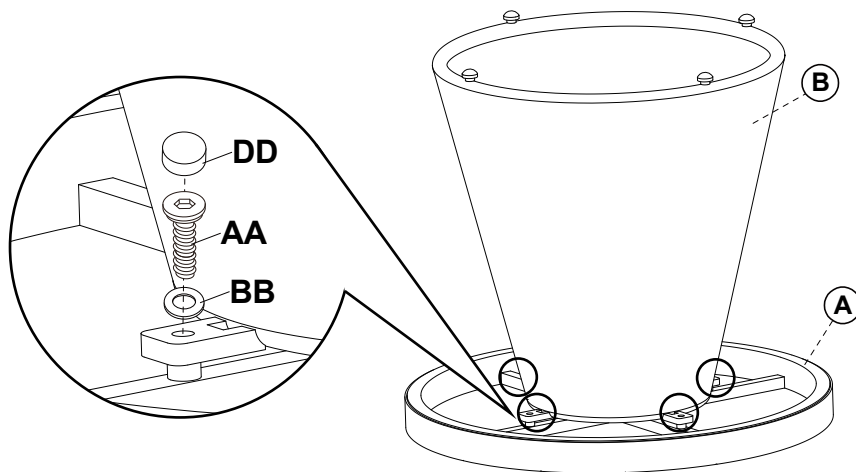
POINT REYES END TABLE

SKU:73322441

Version 1.0 12/2024

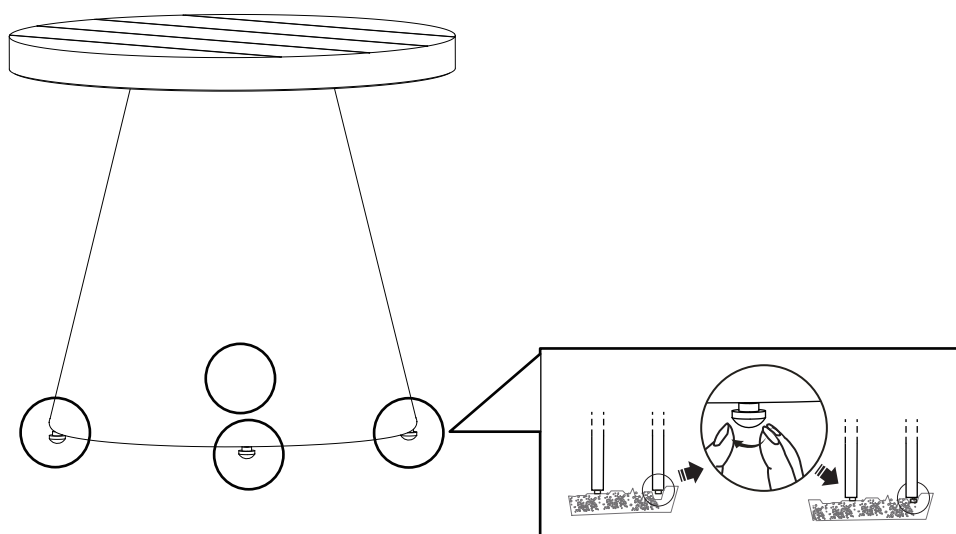
***Caution: Please read this instruction carefully before starting the assembly process, make sure all parts are present. Do not completely fasten each screw until all the bolts are properly fixed. These parts are cumbersome and heavy, 2 person assembly is recommended in order to prevent personal injury and parts damage.

STEP1:



Attach the base (B) to the top (A) with bolts and washers.

STEP2:



Adjust the foot leveler. Assembly complete.

SUNNY SYPR 2244

Manufactured for Rooms To Go

POINT REYES END TABLE

SKU:73322441

Version 1.0 12/2024

IMPORTANT SAFETY INSTRUCTIONS

When using furnishing, basic precautions should always be followed, including the following:

Read all instructions before using (this furnishing).

To reduce the risk of injury to persons:

1. Close supervision is necessary when this furnishing is used by, or near children, or disabled persons, if applicable.
2. Use this furnishing only for its intended use as described in these instructions. Do not use attachments not recommended by the manufacturer.