



MTTU 4568

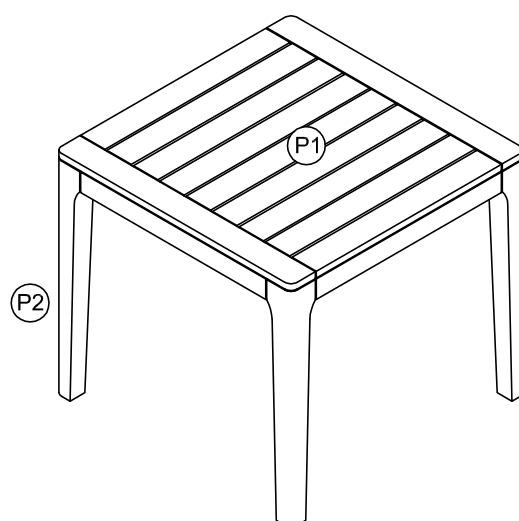
Manufactured for Rooms To Go

FOREST HILLS SQ WOOD END TABLE

SKU:73345689

No.	PARTS LIST		QTY
P1	TABLE TOP		1
P2	LEGS		4

No.	HARDWARE PACK		QTY
1		BOLT 3/8"-21 x 2-3/8"	8Pcs
		SPRING WASHER 3/8"x13x1.5mmT	8Pcs
		FLAT WASHER 3/8"x16x1mmT	8Pcs
2		ALLEN KEY M4x30x75mm	1Pc



Hardware Pack Location(s): Bottom of the table that the bases are attached to.

FOREST HILLS SQ WOOD END TABLE,73345689

MTTU 4568

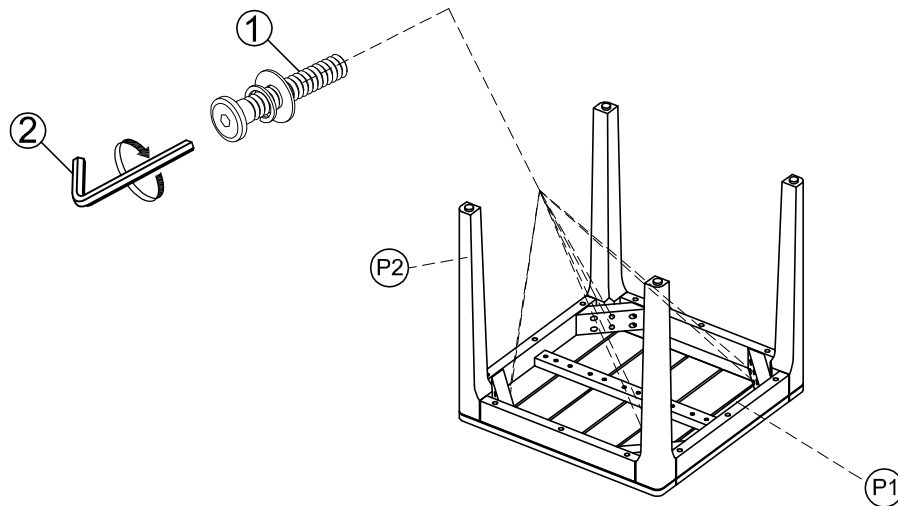
Manufactured for Rooms To Go

FOREST HILLS SQ WOOD END TABLE

SKU:73345689

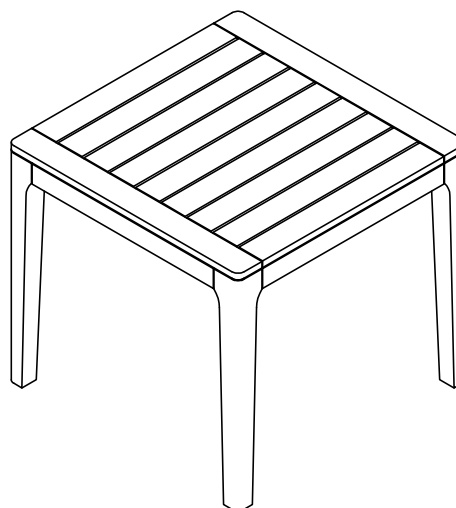
***Caution: Please read all instructions carefully before starting the assembly process. These parts are cumbersome and heavy. Therefore, two person assembly is recommended in order to prevent personal injury and damaged parts .

STEP1:



Assemble the table legs (P2) into table top (P1) by bolt, spring washer, flat washer. Tighten bolts by allen key.

STEP2:



Assembled complete.