


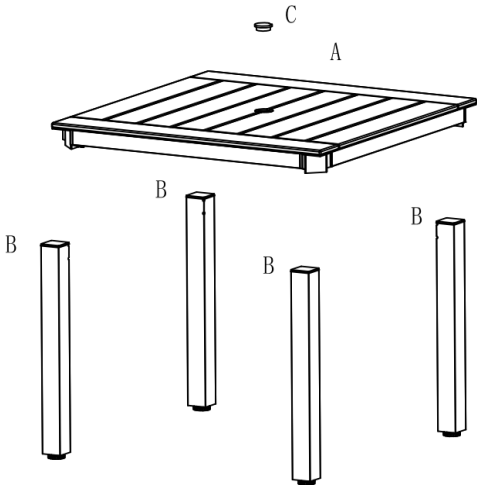


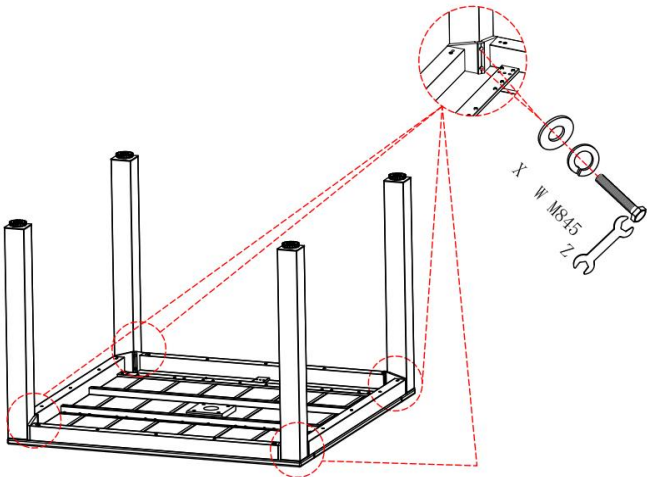
Step	Code	Hardware	Picture	QTY
1	M845	Bolt(M8*45)		8Pcs
1	X	Washer(Φ16*Φ8.5*1.0)		8Pcs
1	Z	Spanner		1Pcs

1. We recommend that you should assemble this product with the assistance of another person, this will make assembly eassier and will climindate damage to the product or injuery to persons during assembly.
2. Please do not over tighter screws or bolts until assembly is complete.
3. Please put all parts on a non-abrasive floor before assembly, and follow assembly steps to assemble your newly purchased product correctly and efficiently.

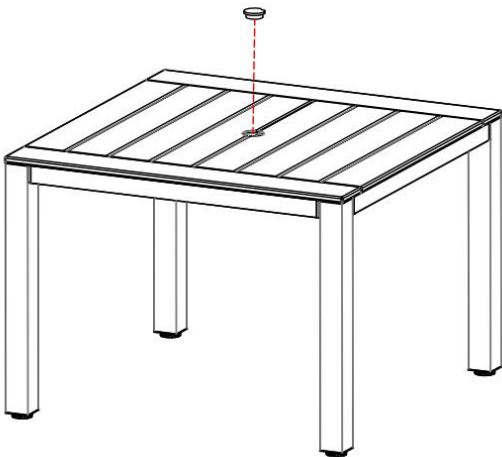
Parts:



Step 1:



Step 2:



Step 3:

