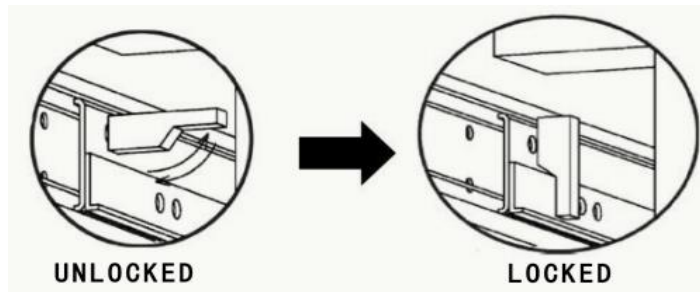


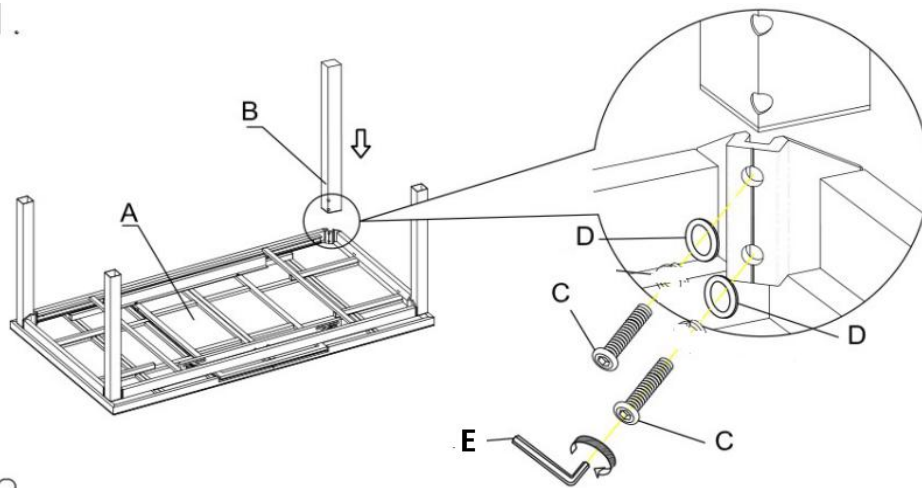
Thanks for purchasing this quality product. Be sure to check all packing materials carefully for small parts, which may have come loose inside the carton during shipment. Identify and count all parts and compare with the Hardware List below

Note: In order to prevent the cable from stretching, the table lock must remain locked until the table is fully constructed and placed on its legs.

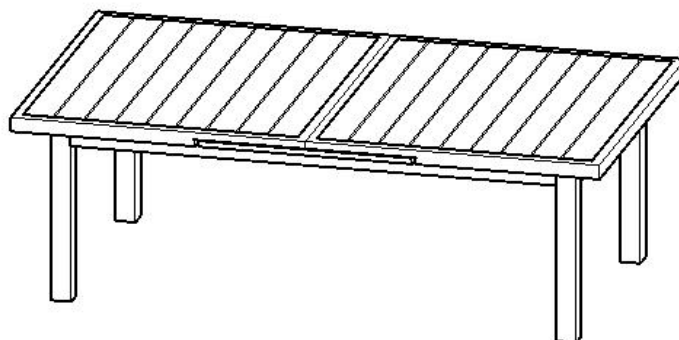


Step 1: Place the Table Top (Part A) on a clean, soft surface as a blanket or carpet. Assemble the Table Leg(Part B) to the Table Top by Bolt (Part C) and Washer (Ø16*Ø8.5*1) (Part D), tighten with Allen key (Part E).

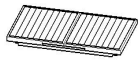


1.





Step 2: After assembly, your product is ready for use.



PARTS LIST

NO.:	PIC	DESC	QTY
A		Table Top	1pc
B		Table Leg	4pcs
C	 (M8x65)	Bolt	8pcs

PARTS LIST

NO.:	PIC	DESC	QTY
D		Washer(Ø16*Ø8.5*1)	8pcs
E		Allen key	1pc

Periodically check and make sure all bolts are fully tightened.



WARRANTY AND TECHNICAL SPECIFICATIONS

EN

Extent of the Warranty

The Commercial Warranty is for a period of **3 years** starting from the date the product is delivered to the customer.
The warranty covers manufacturing defects: parts, hardware, missing items or breakage when in normal use.

Warranty Limitations and Exclusions

The warranty does not cover all deficiencies or incidents resulting from an abnormal use of the product.

The warranty for the product cannot provide coverage above its value.

Particular exclusions:

- Breakage when assembling.
- Discoloration and stains due to non-compliance with care instructions.
- Any defect resulting from an abnormal use of the product (including breakage).

Should there be a problem with your furniture, please contact your store's gardening department manager. Please keep your invoice or your sales receipt in a safe place as this will be requested for any claim.

We thank you for your confidence in our products.



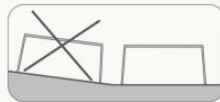
IMPORTANT, TO BE RETAINED FOR FUTURE REFERENCE: PLEASE READ CAREFULLY

EN

INSTRUCTIONS FOR USE / FINISH AND CARE

You have just purchased a product from our collection and we would like to thank you.

- This furniture is intended for a domestic use.
- Check that the screws are tight before using.
- Do not use a parasol without a suitable base.



We recommend that you care for your furniture regularly

If you apply a care, restoration, cleaning or other product, please follow the application instructions carefully when applying these products to the furniture. If various care products are applied to the same piece of furniture, check that these various care products are mutually compatible.



IN CASE OF EXTENDED NON-USE IT IS RECOMMENDABLE TO RECOVER THE PRODUCT.
THE CONTINUOUS EXPOSURE TO WEATHER CONDITIONS COULD DAMAGE IT

