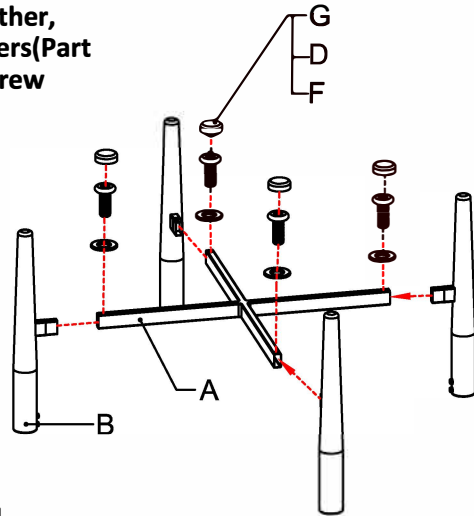


# ASSEMBLY INSTRUCTIONS

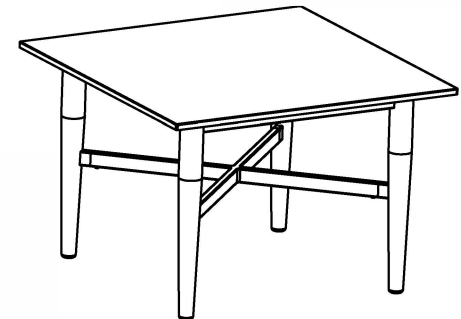

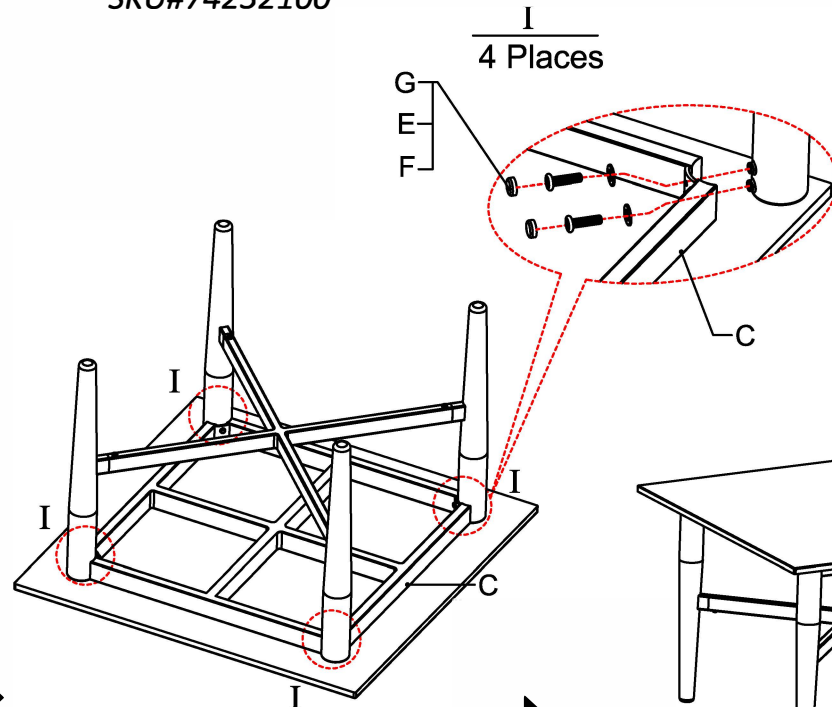

EXGM HARLOWE SQUARE DINING TABLE

SKU#74232100

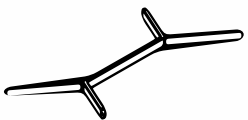

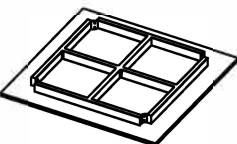





**Step 1:** Put the Legs(Part B) and Middle Bars(Part A) together, assemble them by Washers(Part F), Screws(Part D) and Screw Covers(Part G).



**Warning:** Do not fully tighten the screws at the start of assembly, otherwise the screws will be stripped.



## PARTS LIST

NO.	A	B	C	D	E	F	G	H
DESC	Middle Bar	Leg	Table Top	Screw 1/4-11*15	Screw 1/4-17*22	Washer	Screw Cover	Allen Key
PIC								
QTY	1pc	4pcs	1pc	4pcs	8pcs	12pcs	12pcs	1pc

**Step 2:** Put the Legs(Part B) to the Table Top(Part C) together, assemble them by Washers(Part F), Screws(Part E) and Screw Covers(Part G). After all hardware have been assembled, fully tighten each one with the Allen Key. After assembly, your product is ready for use.

# Care and Use directions

## CARE & MAINTENANCE

The furniture should be washed with a mild solution of soap and water. Rinse with clean water and dry with a soft towel. DO NOT use bleach or strong solvents to clean any of your patio furniture.

## STORAGE SUGGESTIONS

Always be sure to drain any water accumulated on the furniture. The best way to maintain your furniture & cushions is store them in dry areas out of the elements. Covering is recommended with commercially available furniture covers, when your furniture is not in use. Using your furniture under cover is recommended.