




SUNNY SYPR 2244





Manufactured for Rooms To Go

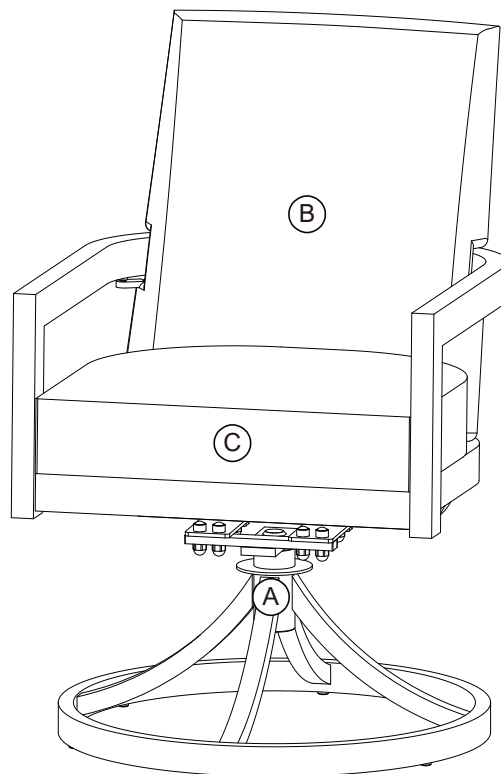
POINT REYES SWIVEL ROCKER
DINING CHAIR

SKU:74322442

Version 1.0 12/2024

No.	PARTS LIST		QTY
A	CHAIR FRAME		1
B	CHAIR BACK		1
C	SEAT CUSHION		1

No.	HARDWARE PACK		QTY
AA		BOLT 1/4"-28 x 30mm	4
BB		WASHER 1/4"	4
CC		ALLEN KEY	1
DD		CAP 1/4"	4



Hardware Pack Location(s): Bottom of the seat panel.

POINT REYES SWIVEL ROCKER DINING CHAIR, 74322442

SUNNY SYPR 2244

Manufactured for Rooms To Go

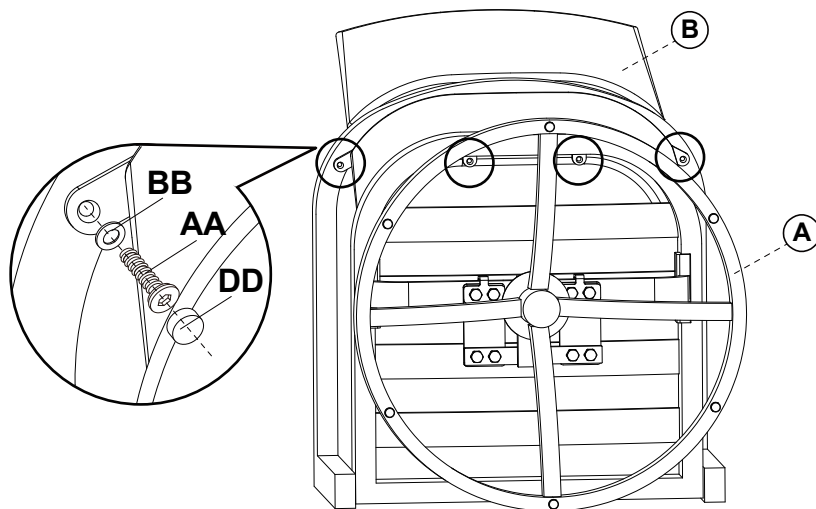
POINT REYES SWIVEL ROCKER
DINING CHAIR

SKU:74322442

Version 1.0 12/2024

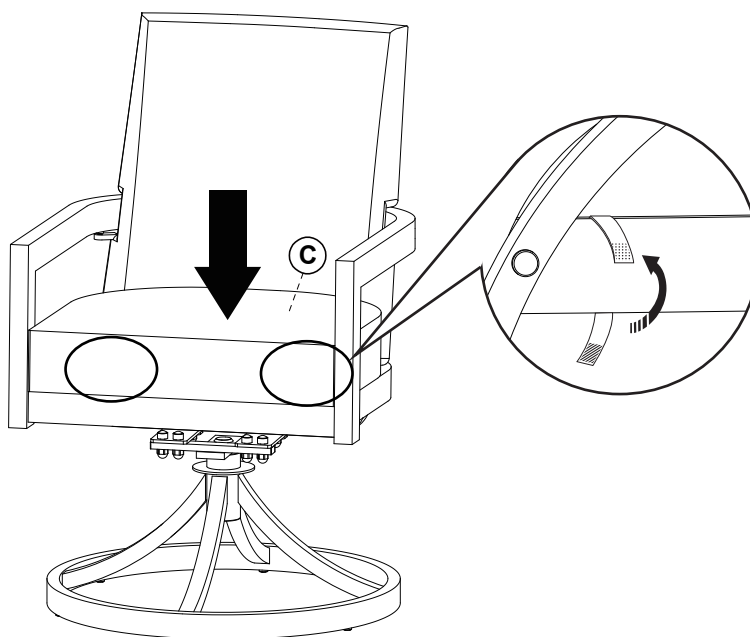
***Caution: Please read this instruction carefully before starting the assembly process, make sure all parts are present. Do not completely fasten each screw until all the bolts are properly fixed. These parts are cumbersome and heavy, 2 person assembly is recommended in order to prevent personal injury and parts damage.

STEP1:



Attach the back panel (B) to the seat panel (A) with bolts and washers.

STEP2:



Attach the seat cushion (C) to the seat.
Assembly complete.

SUNNY SYPR 2244**Manufactured for Rooms To Go****POINT REYES SWIVEL ROCKER
DINING CHAIR****SKU:74322442**

Version 1.0 12/2024

IMPORTANT SAFETY INSTRUCTIONS

When using furnishing, basic precautions should always be followed, including the following:

Read all instructions before using (this furnishing).

To reduce the risk of injury to persons:

1. Close supervision is necessary when this furnishing is used by, or near children, or disabled persons, if applicable.
2. Use this furnishing only for its intended use as described in these instructions. Do not use attachments not recommended by the manufacturer.