


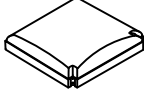












# Assembly Instructions

ITEM NO: 76400

Thank you for purchasing this quality product. Be sure to check all packing material carefully for small parts that may have come loose inside the carton during shipment. (Note: Loosely thread all screws/bolts first. Once the item is assembled then completely tighten.)

PARTS LIST:				HARDWARE LIST:				
No.	Description	Sketch	Quality	No.	Sketch	Description	Size	Quality
1	Back Chair		1 Pc	A		Allen Head Bolt	Ø8x85mm	4 Pcs
				B		Allen Head Bolt	Ø8x55mm	4 Pcs
2	Seat		1 Pc	C		Allen Head Bolt	Ø8x45mm	2 Pcs
				D		Allen Head Bolt	Ø6x40mm	2 Pcs
3	Left Front Leg	 <span>Left</span>	1 Pc	E		Lock Washer	Ø9xØ13mm	12 Pcs
4	Right Front Leg	 <span>Right</span>	1 Pc	F		Flat Washer	Ø8xØ20mm	10 Pcs
5	Backrest pillow and seat cushion		2 Pcs	G		Flat Washer	Ø6xØ13mm	2 Pcs
				H		Allen Key	Ø4x110mm	1 Pc
				I		Cover Cap	Ø14.2x7mm	2 Pcs

