
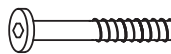

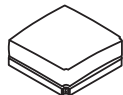


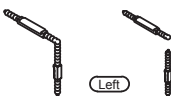

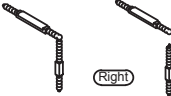







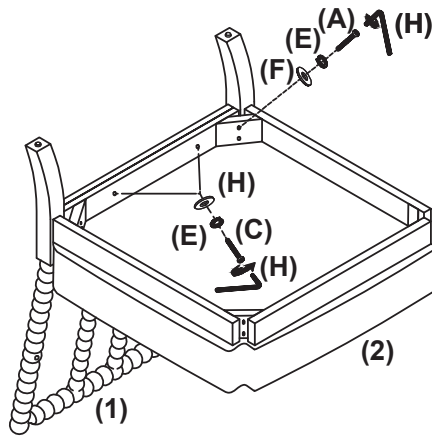
ASSEMBLY INSTRUCTIONS

ITEM NO: 95460/95461/95462/95463

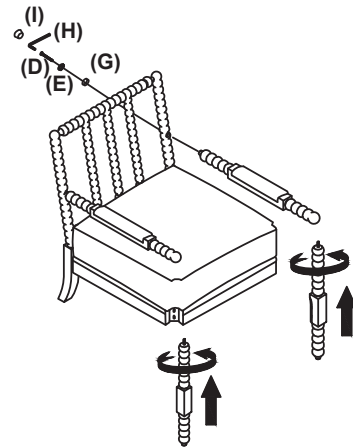
Thank you for purchasing this quality product. Be sure to check all packing material carefully for small parts that may have come loose inside carton during shipment . (Note: Loosely thread all screws/bolts first. Once the item is assembled then completely tighten).

PART LIST:				HARDWARE LIST:				
NO:	DESCRIPTION	SKETCH	QUALITY	NO:	SKETCH	DESCRIPTION	SIZE	QUALITY
1	Back Chair		1Pc	A		Allen Head Bolt	Ø8x90mm	4 Pcs
				B		Allen Head Bolt	Ø8x55mm	4 Pcs
2	Seat		1Pc	C		Allen Head Bolt	Ø8x45mm	2 Pcs
				D		Allen Head Bolt	Ø6x40mm	2 Pcs
3	Left Front Leg		1Pc	E		Lock Washer	Ø8xØ13	12 Pcs
4	Right Front Leg		1Pc	F		Flat Washer	Ø8xØ20	10 Pcs
5	Backrest pillow and seat cushion		2Pcs	G		Flat Washer	Ø6xØ13	2 Pcs
				H		Allen Key	Ø5x110mm	1 Pc
				I		Cover Cap	Ø14.2x7mm	2 Pcs

STEP 1



STEP 2



STEP 3

