








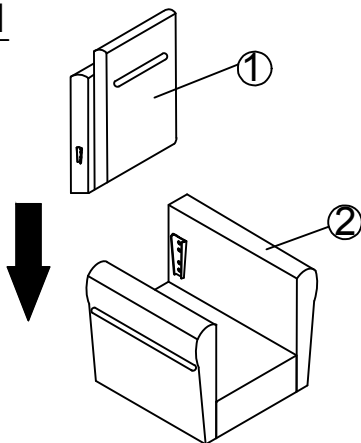
ASSEMBLY INSTRUCTIONS

ITEM NO: 95474

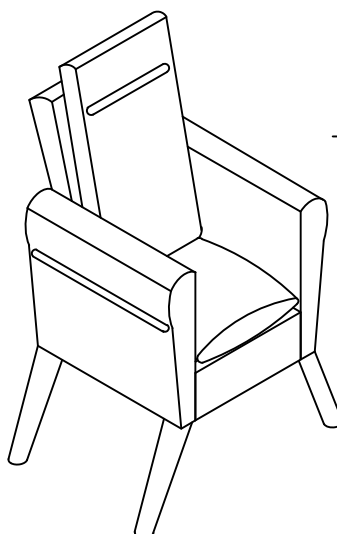
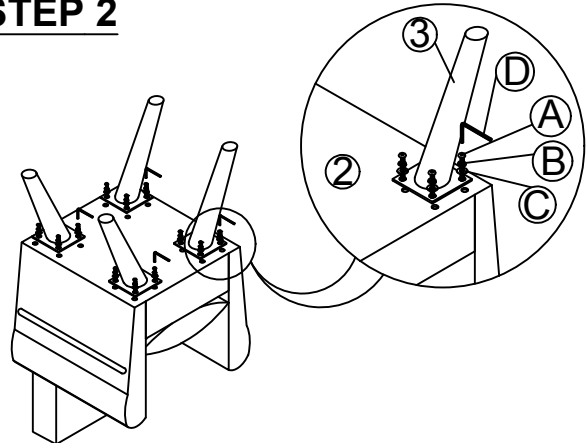
Thank you for purchasing this quality product. Be sure to check all packing material carefully for small parts that may have come loose inside carton during shipment . (Note: Loosely thread all screws/bolts first. Once the item is assembled then completely tighten).

PART LIST:				HARDWARE LIST:				
NO:	DESCRIPTION	SKETCH	QUALITY	NO:	SKETCH	DESCRIPTION	SIZE	QUALITY
1	Back Chair		1Pc	A		Allen Head Bolt	Ø8x30mm	16 Pcs
2	Seat		1Pc	B		Lock Washer	Ø8xØ13	16 Pcs
				C		Flat Washer	Ø8xØ18	16 Pcs
3	Front Leg		4Pcs	D		Allen Key	Ø5x75mm	1 Pc

STEP 1



STEP 2



Finish: