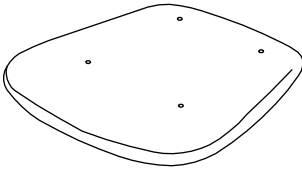



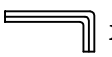


**ITEM NAME/NOM D'ITEM: MARCEL DINING CHAIR**  
**ITEM #/NO. ITEM: 109663/109664**

## PARTS LIST/LISTE DES PIÈCES

(1)	(2)	(3)
		<p>A  x4 (M6x25mm)</p> <p>B  x4 (M6x16mm)</p> <p>C  x1 (M5)</p>

## ASSEMBLY INSTRUCTIONS/INSTRUCTIONS D'ASSEMBLAGE

I

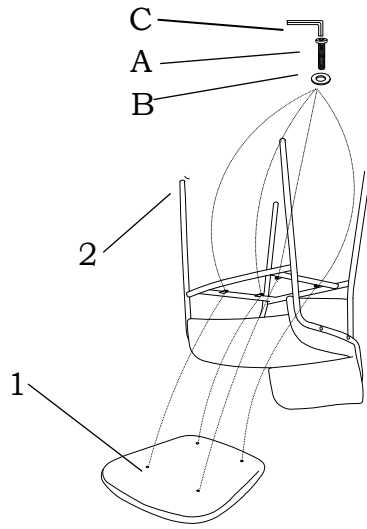


Diagram I illustrates the first assembly step. It shows the square seat base (1) being aligned with the chair frame (2). Callouts A, B, and C indicate the hardware to be installed on the backrest: A (screw), B (washer), and C (bracket).

II




Diagram II shows the final assembled Marcel Dining Chair, a modern-style chair with a square seat, a curved backrest, and four legs.

For missing parts or damaged parts, please call /  
 Pour pièce manquante ou endommagée, veuillez appeler:

USA, Canada and Mexico: (866)-798-6663