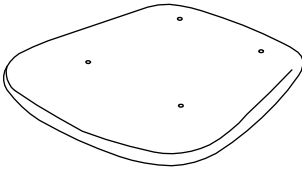






ITEM NAME/NOM D'ITEM: MARCEL DINING CHAIR

ITEM #/NO. ITEM: 109663/109664

PARTS LIST/LISTE DES PIÈCES

| (1) | (2) | (3) |
|---|---|--|
|  |  | <p>A  x4 (M6x25mm)</p> <p>B  x4 (M6x16mm)</p> <p>C  x1 (M5)</p> |

ASSEMBLY INSTRUCTIONS/INSTRUCTIONS D'ASSEMBLAGE

I

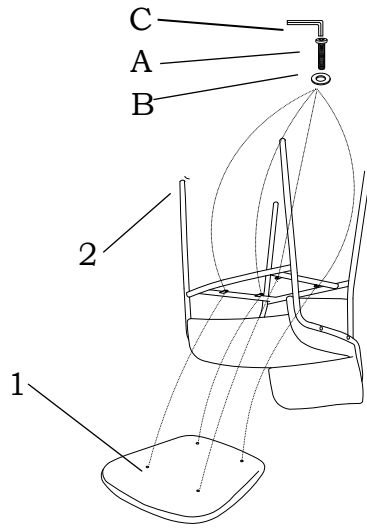


Diagram I illustrates the first assembly step. It shows the square base plate (1) being aligned with the chair frame (2). The hardware (A, B, and C) is shown being installed on the backrest of the chair frame.

II




Diagram II shows the final assembled view of the Marcel Dining Chair, highlighting the completed backrest and seat area.

For missing parts or damaged parts, please call /
 Pour pièce manquante ou endommagée, veuillez appeler:

USA, Canada and Mexico: (866)-798-6663