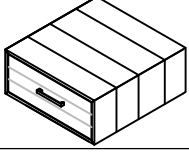


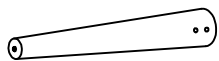




Assembly Instructions

ITEM NO.:95459

Thank you for purchasing this quality product. Be sure to check all packing material carefully for small parts that may have come loose inside the carton during shipment. (Note: Loosely thread all screws/bolts first. Once the item is assembled then completely tighten.)

PARTS LIST:				HARDWARE LIST:				
No.	Description	Sketch	Quantity	No.	Sketch	Description	Size	Quantity
1	Top Table		1 pc	A		Allen Wrench	ø4*60mm	1 PC
				B		Bolt	ø8**63mm	8 PCS
2	Legs		4 pcs	C		Lock Washer	ø8*13mm	8 PCS
				D		Flat Washer	ø8*19mm	8 PCS

STEP 1:

