

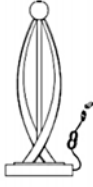
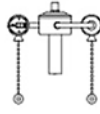






Assembly Instructions

TT22075 McCoy Tiffany Table Lamp

Manufactured by DETY for Rooms to Go

SKU# 90120759

Step	Code	DESCRIPTION	Image	QTY
1&2	A & C	Base		1
2,3&6	F	Socket Assembly with Pull Chain		1
3,4&5	G	Threaded Rod		1
4	L	Knurl Nut		1
5	H	Glass Shade		1
5	J	Finial		1

WARNING:

- To reduce the risk of fire, electrical shock or personal injury, always turn off and unplug the light fixture and allow it to cool prior to replacing the light bulb.
- Do not touch bulb when fixture is turned on. Do not look directly at lit bulb.
- Keep flammable materials away from lit bulb.



Hardware Pack Location(s): Pocket of Styrofoam.

McCoy Tiffany Table Lamp, SKU# 90120759

Version 1A 02/20/2023

Page # 1

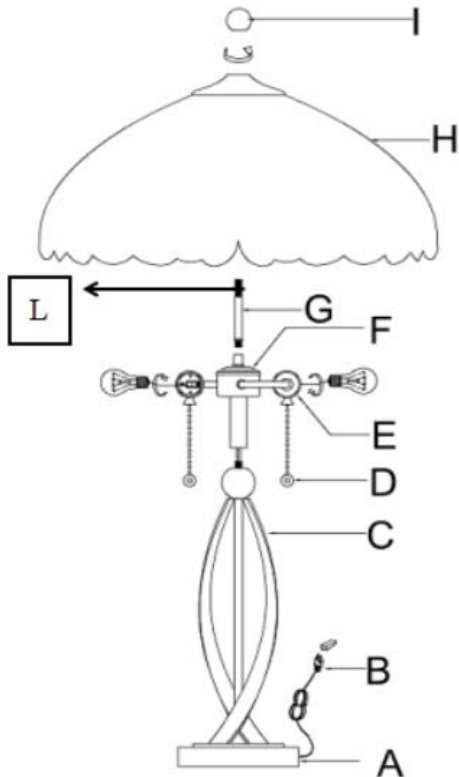


Assembly Instructions

TT22075 McCoy Tiffany Table Lamp

Manufactured by DETY for Rooms to Go

SKU# 90120759



ASSEMBLY INSTRUCTIONS

Note: Before you begin, separate all parts and compare them to the illustration to ensure a complete assembly.

1. Place the lamp base on a level surface (A).
2. Screw socket assembly (F) into the base (C).
3. Screw the threaded rod (G) into socket assembly (F).
4. Adjust the knurl nut (L) onto the threaded rod (G). This can be used to raise the shade a little if necessary.
5. Place shade (H) over threaded rod (G), and tighten finial (J) securing the shade in place.
6. Insert bulbs (not included) into the bulb socket and turn on the lamp by using pull chains (D).

Hardware Pack Location(s): Pocket of Styrofoam.

McCoy Tiffany Table Lamp, SKU# 90120759



Assembly Instructions

TT22075 McCoy Tiffany Table Lamp

Manufactured by DETY for Rooms to Go

SKU# 90120759

ENGLISH

SPANISH

IMPORTANT SAFETY INSTRUCTIONS



Misuse can result in **FIRE** or **DEATH** by **ELECTRIC SHOCK**.

1. This portable luminaire has a polarized plug (one blade is wider than the other) as a safety feature to reduce risk of electric shock. This plug will fit in a polarized outlet only one way. If the plug does not fit fully in the outlet, reverse the plug. If it still does not fit, contact a qualified electrician. Never use with an extension cord unless plug can be fully inserted. Do not alter the plug. Do not attempt to defeat this safety feature.
2. These instructions are provided for your safety. It is very important that they are read carefully and completely before beginning the assembly and installation of this lighting fixture.
3. This fixture has been rated for up to (2) 100 watts maximum type E26 standard incandescent light bulbs (not included) or up to (2) 26 watt compact fluorescent light bulb (not included). To avoid the risk of fire do not exceed the recommended lamp wattage.
4. This lamp is meant for indoor use. Dry locations only.
5. Save these instructions.

INSTRUCCIONES DE SEGURIDAD IMPORTANTES



El mal uso puede resultar en **INCENDIO** o **MUERTE** por **DESCARGA ELÉCTRICA**.

1. Esta luminaria portátil tiene un enchufe polarizado (una clavija es más ancha que la otra) como característica de seguridad para reducir el riesgo de descarga eléctrica. Este enchufe encajará en un tomacorriente polarizado de una sola manera. Si el enchufe no encaja completamente en el tomacorriente, invierta el enchufe. Si aún no encaja, comuníquese con un electricista calificado. Nunca lo use con un cable de extensión a menos que el enchufe se pueda insertar completamente. No altere el enchufe. No intente anular esta función de seguridad.
2. Estas instrucciones se proporcionan para su seguridad. Es muy importante que se lean atenta y completamente antes de comenzar el montaje e instalación de este artefacto de iluminación.
3. Este accesorio ha sido clasificado para hasta (2) bombillas de luz incandescente estándar tipo E26 de 100 watts como máximo (no incluidas) o hasta (2) bombillas de luz fluorescente compacta de 26 watts (no incluidas). Para evitar el riesgo de incendio, no exceda la potencia recomendada de la lámpara.
4. Esta lámpara está diseñada para uso en interiores. Solo lugares secos.
5. Guarda estas instrucciones.

Hardware Pack Location(s): Pocket of Styrofoam.

McCoy Tiffany Table Lamp, SKU# 90120759