

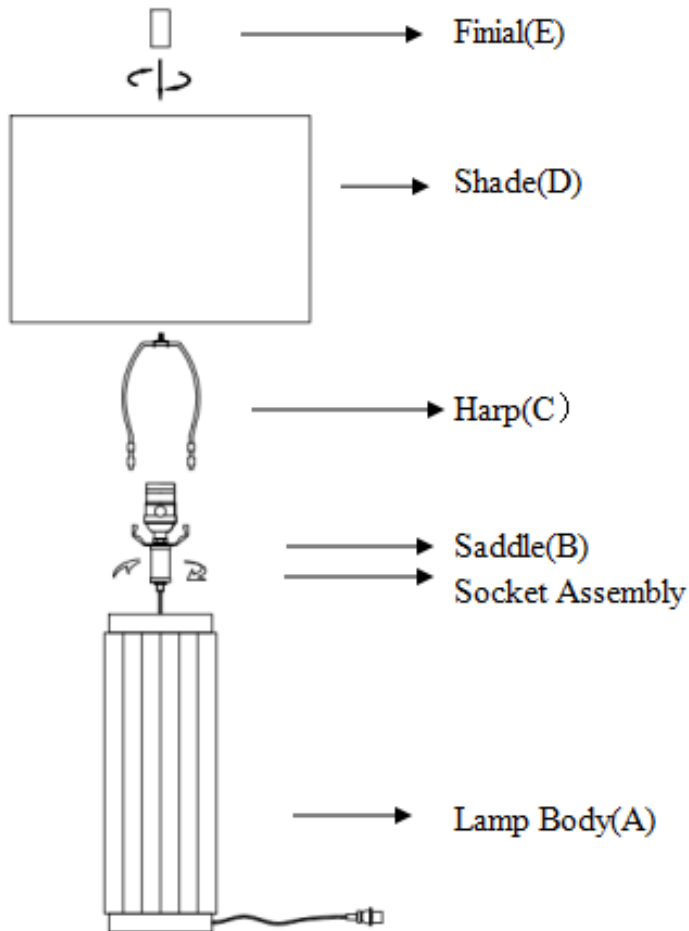


Assembly Instructions

AVP2015RTG 31.75”H Resin Table Lamp

Manufactured by CPLO for Rooms To Go

SKU# 90192421



Assembly Instructions

1. Carefully remove all parts from the carton and remove plastic covers from contents.
2. Fasten the socket assembly onto the lamp body (A). Be careful not to twist the power cord.
3. Insert the harp (C) onto the saddle (B).
4. Place the shade (D) onto the harp (C) and tighten the finial (E).
5. Please use 150W bulb (bulb not included)

Hardware Pack Location(s):

Small Parts Bag (inside carton)

LAMP SKU# 90192421

Version: 1.0 4/5/2024

Page 1













Assembly Instructions

AVP2015RTG 31.75”H Resin Table Lamp

Manufactured by CPLO for Rooms To Go

SKU# 90192421

Important Safety Instructions:

Step	Code	Hardware	QTY
1	A	Screw arbor T3mm 	1PC
2	B	Screw arbor $\phi 9.3 \times 75\text{mm}$ 	1PC
2	C	Iron Tube $\phi 1" \times \text{H}2" \times \text{T}0.5\text{mm}$ 	1PC
2	D	Pipe Cover $\phi 1" \times \text{T}0.5\text{mm}, \phi 10.5\text{mm}$ 	2PCS
3	E	Saddle T1.5mm x $\phi 10.5\text{mm}$ 	1PC
3	F	Socket E26 3Way 	1PC
3	G	Nut T3mm 	2PCS
3	H	Eeodontic Varus T 	1PC
4	I	Rubber plug T3mm 	1PC
4	J	Harp H8" 	1PC

WARNING

- Do not attempt to replace bulb while the lamp is plugged into an electrical outlet.
- Do not use outdoors or near water.
- Remove plastic cover from the shade before use.
- Clean with a soft, dry cloth.
- Save these instructions for future reference.

POLARIZED PLUG

This portable lamp has a polarized plug (one blade is wider than the other) as a feature to reduce the risk of electric shock. This plug will fit in a polarized outlet only one way. If the plug does not fit fully in the outlet, reverse the plug. If it still does not fit, contact a qualified electrician. Never use with an extension cord unless the plug can be fully inserted. Do not alter the plug.

Hardware Pack Location(s):

Small Parts Bag (inside carton)

LAMP SKU# 90192421

Version: 1.0 4/5/2024

Page 2



Assembly Instructions

AVP2015RTG 31.75”H Resin Table Lamp

Manufactured by CPLO for Rooms To Go

SKU# 90192421

CAUTION: IMPORTANT SAFETY INSTRUCTIONS

This portable lamp has a polarized plug (one blade is wider than the other) as a feature to reduce the risk of electric shock. This plug will fit in a polarized outlet only one way. If the plug does not fit fully in the outlet, reverse the plug. If the plug does not fit contact a qualified electrician. Never use with an extension cord unless plug can be fully inserted.

Do not alter the plug.

INSTRUCCIONES DE SEGURIDAD IMPORTANTES

Esta lámpara tiene un enchufe polarizado (una clavija es más ancha que la otra) como característica de seguridad para reducir el riesgo de descarga eléctrica. Este enchufe encajará en un tomacorriente polarizado de una sola manera. Si el enchufe no encaja completamente en el tomacorriente, inviértalo. Si aún así no encaja, comuníquese con un electricista calificado. Nunca lo use con un cable de extensión a menos que el enchufe pueda insertarse completamente. No altere el enchufe.

Hardware Pack Location(s):

Small Parts Bag (inside carton)

LAMP SKU# 90192421

Version: 1.0 4/5/2024

Page 3