

# PUPPY LOVE DECOR

99201255

TL13876RTG POLKA DOT PUPPY TABLE LAMP

Diagram 1

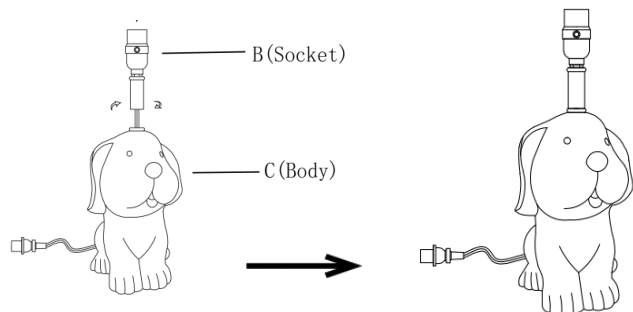


Diagram 2

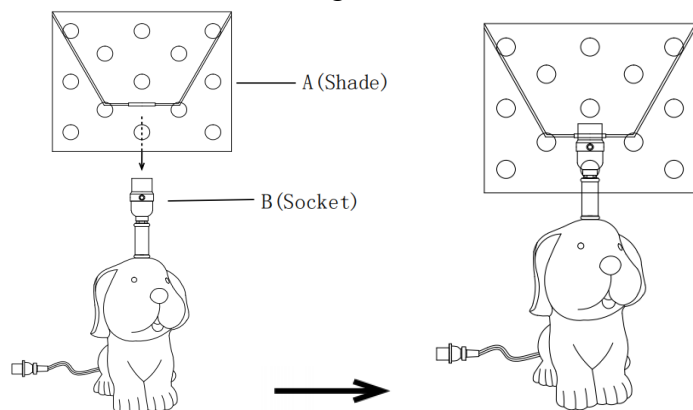
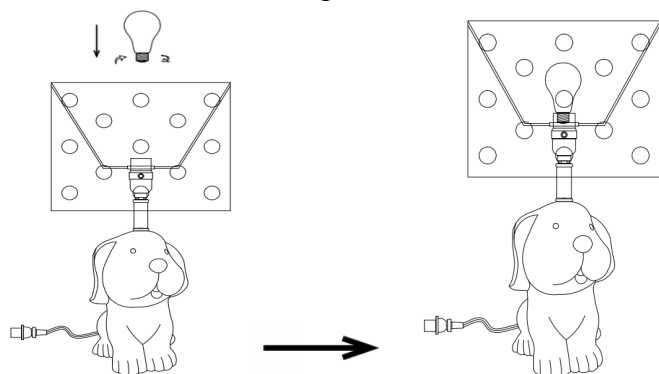


Diagram 3



## ASSEMBLY INSTRUCTIONS:

1. Carefully unpack parts from carton, remove covering from parts and check that all parts are included as shown in the illustration.
2. Screw the Socket (B) into the Body (C) while pulling cord through the base. See Diagram 1.
3. Place the Shade (A) onto the Socket (B). See Diagram 2.
4. Install the bulb into the Socket (B). See Diagram 3.
5. Insert the plug into the wall outlet and turn on the switch and enjoy your new lamp.
6. To clean, use a soft dry cloth only. Never use chemical or abrasive cleaners.

## GENERAL PRODUCT INFORMATION:

This lamp is meant for indoor use.  
Dry locations only.



## IMPORTANT SAFETY INSTRUCTIONS:

This portable luminaire has a polarized plug (one blade is wider than the other) as a safety feature to reduce risk of electric shock. This plug will fit in a polarized outlet only one way. If the plug does not fit fully in the outlet, reverse the plug. If it still does not fit, contact a qualified electrician. Never use with an extension cord unless plug can be fully inserted.

### Do not alter the plug.

Do not attempt to defeat this safety feature.

**BULB TYPE:** one type A Max 60W bulb  
(bulb not included).

DO NOT USE SUBSTITUTE PARTS. PLEASE CONTACT YOUR RETAIL STORE OR [WWW.ROOMSTOGO.COM](http://WWW.ROOMSTOGO.COM) WITH SERVICE OR PARTS REPLACEMENT REQUEST.

This product is manufactured by (STYL) for

ROOMS TO GO

KIDS™

# PUPPY LOVE DECOR

99201255

TL13876RTG POLKA DOT PUPPY TABLE LAMP

## IMPORTANT SAFETY INSTRUCTIONS



### WARNING

Read all instructions before using this furnishing.

**DANGER - To reduce the risk of electric shock.**

- This portable lamp has a polarized plug (one blade is wider than the other) as a safety feature to reduce the risk of electric shock.
- This plug will fit in a polarized outlet only one way.
- If the plug does not fit fully in the outlet, reverse the plug.
- If it still does not fit, contact a qualified electrician.
- Never use with an extension cord unless the plug can be fully inserted.
- Do not alter the plug.

## INSTRUCCIONES DE SEGURIDAD IMPORANTES



### WARNING

Leer todas las instrucciones antes de usar este mobiliario.

**PELIGRO - Para reducir el riesgo de descargas eléctrica.**

Esta lámpara portátil tiene un enchufe polarizado (una hoja es más ancha que la otra) como característica de seguridad para reducir el riesgo de descarga eléctrica. Este enchufe encajará en una salida polarizada de una sola manera.  
Si el enchufe no encaja completamente en el tomacorriente, invierta el enchufe.  
Si aún no encaja, comuníquese con un electricista calificado.  
Nunca lo use con un cable de extensión a menos que el enchufe se pueda insertar completamente.  
No altere el enchufe.



### WARNING

**CHOKING HAZARD -- Small Parts**  
This piece contains small parts, not intended for children under 3 years of age.

DO NOT USE SUBSTITUTE PARTS. PLEASE CONTACT YOUR RETAIL STORE OR [WWW.ROOMSTOGO.COM](http://WWW.ROOMSTOGO.COM) WITH SERVICE OR PARTS REPLACEMENT REQUEST.

This product is manufactured by (STYL) for

ROOMS TO GO

KIDS™